



Annual Report

SY 2022-2023

Technological College Preparatory World Academy
6000 Ridge Ave. Cincinnati, OH 45213
Phone: 513-531-9500
Fax: 513-531-2406
Superintendent & Principal: Karen French (513) 304-9171

Website: www.tcpworldacademy.us



FROM THE DESK OF THE SUPERINTENDENT, PRINCIPAL & FOUNDER

TECHNOLOGICAL COLLEGE PREPARATORY WORLD ACADEMY
REPORT OF THE 2022-2023 SCHOOL YEAR

Letter from the Superintendent

Dear Parents and Community Members:

We are pleased to present you the Technological College Preparatory World Academy 2023 Annual Report. This publication provides key information about our school's progress and highlights student achievement. It also provides a glance at our demographics and a detailed look at how our school performs on measures such as academics, compliance, and financial management.

Our mission is to provide an excellent education that empowers our students for a lifetime of success. To accomplish our mission, we strive to maintain high standards of excellence. Our school year 2023 teaching staff and student attendance rates of 95% and 90%, respectively, reflected these standards. In our unique '25-And-Counting' reading program, T.C.P. students read over 11,000 books. This accomplishment helped instill a love of reading, and developed reading comprehension skills.

Although in 2022 schools throughout the U.S.A. were still recovering from the learning declines caused by the nationwide COVID-19 shutdown, I am happy to report some outstanding results on the 2023 State of Ohio Tests. T.C.P. 6th, and 7th grade students scored much higher than the majority of students in the state in both English Language Arts and Mathematics. In math, 91%, and fully 95%, of T.C.P. students in those grades scored proficient or above, far surpassing statewide scores of 48% and 50%. We will continue to hold our students to high academic standards.

Another dimension of an institution's high standards is its ongoing financial responsibility; in school year 2023, T.C.P. World Academy preserved its financial integrity by maintaining a balanced budget.

I would like to give a special thank you to the parents and caretakers of our students; without your steadfast support, none of it would be possible.

In closing, God has always been at the helm of T.C.P. World Academy's success, and I am always honored that He chose me as his vessel to lead the mission. For as long as He permits me to do so, I will continue to lead our wonderful staff and students in striving for academic success, and in building the excellent character, that empower the children you have entrusted to us for a bright, productive future.

Sincerely,

Karen French
Superintendent, Principal, and Founder



REPORT OF THE 2022-2023 SCHOOL YEAR

The purpose of this report is to provide information to our stakeholders about our academic programs, our operations, our financial condition, and our legal compliance in school year 2022-2023. We feel gratified that last year we continued to advance our mission of providing an education that prepares our students for success in life and promoting student achievement and preparation for today's global economy.

We accomplish our mission by: administering an instructional program that identifies and addresses our students' academic and social needs; supporting and challenging students to excel; striving to meet the needs of each child's intellectual and social development, and; providing the environment and school culture that inspires students to learn and reach their enormous potential.

Vision

Technological College Preparatory World Academy seeks to educate students in the academic skills needed for college and beyond, while providing the social skills and interactions needed to develop high standards of integrity, kindness, responsibility, and character. By providing an education that develops students both academically and emotionally, we empower our students to succeed in school beyond T.C.P., and in the careers and life choices they will make in the future. Above all, our goal is to provide the skills needed to develop every one of our students into a life-long learner.

Mission

Our mission is to provide an excellent education that empowers students for a lifetime of success. We accomplish our mission by:

- Providing a safe and supportive school environment
- Instilling in our students a love of learning and the motivation to excel academically
- Promoting student achievement for preparation in today's global economy and ensuring equity in education for every student
- Maintaining a safe and caring educational environment
- Maintaining high standards of excellence and accountability for all staff
- Empowering students to live as positive, responsible, and productive members of our global society
- Developing every student into an independent and resilient life-long learner

Our strategic plan consists of the 5 following goals:

1. Success Early: Every student will have developed intellectual curiosity, resilience, social skills, and academic skills, in order to be prepared for success by the end of grade 3.
2. Responsible, Empathetic Learners: Every student will feel safe in his/her ability to interact with others, will feel open to learning about diverse cultures and views, and will feel confident in his/her ability to express their own views and opinions.
3. Growth for Every Student: By 3rd grade, every student will be achieving academic growth, will have mastered the basic state standards preparatory to entering the 4th grade, and has achieved a mastery over his/her own actions, such that the need to address behavioral issues has largely been resolved.
4. Critical Thinkers: Every student will have developed a sense of curiosity about the world, will have learned how to think creatively, and will have learned the value of critical thinking and the value thereof.
5. Life-long Learners: Every student will have become an engaged, informed, and resilient life-long learner, able to think for themselves, and empowered with the truism that their views and opinions matter.

The measures designed to ensure we are reaching our goals include:

- One hundred percent passage on the state 3rd grade reading test
- High percentage of students who are on track with respect to state standards
- High percentage of students whose academic achievement is above grade level



- Demonstrated growth of individual students by grade 3 in meeting criteria for social-emotional and cognitive development, and skills relating to self-control and sustained attention
- High percentage of students with a high degree of technological skills
- Achieving a minimum of 95% average school attendance and minimizing the loss of instruction time due to mandatory testing
- High percentage of students engaged in physical activity, both during recess and health and wellness
- Accurate identification of students needing special services
- High percentage of students achieving proficiency in state tests as well as formative assessments
- High percentage of students proficient in the social sciences, and in science
- High percentage of students who demonstrate the ability to analyze critically, and to interpret data and information
- High percentage of students with the ability of learn independently

In school year 2022-2023, T.C.P. World Academy continued to provide the academic knowledge and skills necessary for further progress, and the social structure that gave our students the knowledge and skills needed to make informed, healthy decisions that maximize their well-being. We continued to engage students in our Health and Wellness program, designed to teach children about health, nutrition, and emotional health. We provided daily meals and a la carte 9 items that meet federal nutrition standards for the National School Lunch and Breakfast Programs.

Additionally, T.C.P. World Academy utilizes the services of an experienced child psychologist. She is an experienced mental health professional who uses psychological evaluations and various forms of therapy to help children identify, and cope with, life issues and mental health conditions. We also enjoy

the services of a speech therapist, who provides diagnostic and treatment services that help students communicate effectively and confidently. Together, these professionals help provide the tools and guidance to students who may need a little extra help as they navigate the myriad concerns, issues, and problems shared universally by students of elementary-school age.

Academic Insights - Grades 4 through 7

Continual improvement in all areas remains T.C.P. World Academy's North Star. Our school's improvement efforts focus of reading, writing, math, and science. The data from the State of Ohio Tests show improvement as we continued to individualize instruction to meet the diverse needs of our students.

- Our 6th and 7th graders' average performance on the English Language Arts (ELA) portion of the State of Ohio Tests exceeded the average performance of all Ohio students who took the test. (See 'State of Ohio Test Results', beginning on page ____).
- We were also very pleased with the results of the 7th grade ELA State test; our 7th grade ELA proficiency average of 90% exceeded the statewide student proficiency rate by fully 35%. This is particularly encouraging, as it signals that our graduates are moving on from T.C.P. prepared for further academic success. Our 6th graders' proficiency average of 70% exceeded the statewide average of 55%, and marked a 24% improvement over last school year.
- In the Mathematics portion of the Ohio State Tests, 95% of our 6th graders, and 91% of our 7th graders achieved a score of proficient or above. These results exceeded significantly the statewide student proficiency averages of 50% and 48%, respectively. While only half of all 6th and 7th grade students in Ohio achieved proficiency this school year, over 90% of T.C.P. 6th and 7th graders achieved proficiency or higher.
- As with the results of the ELA scores, these Mathematics results proved encouraging, since they tend to predict continuing high academic achievement for T.C.P. students in general. These results tend to validate our belief in the strength of our core instructional program.

While these results are highly gratifying, the test results revealed areas that need improvement. The devastating and adverse impacts of the COVID-19 pandemic on virtually all school-age populations exacerbated previously documented gaps in educational opportunity all over the U.S.A. However, T.C.P. World Academy worked in school year 2022-2023 to identify and address these challenges, and we feel confident that we are on the right path toward finally closing the remaining learning declines which have been documented throughout the nation.

We were aided in this effort by the additional resources provided by the federal government through the Elementary and Secondary School Emergency Relief (ESSER) Fund, which provided billions of dollars to schools throughout the U.S.A. to address the academic impact caused by the pandemic.

In school year 2022-23 T.C.P. used both state and federal grant funds to retain, and hire, high-quality teachers. We also used such funds to purchase the latest textual materials and technological applications needed to give our teachers the best available teaching tools. The results of the 2023 Ohio State Test scores give us confidence that our instructional program is on the path toward closing learning gaps caused by school shutdowns during the pandemic.

However, there is still much work to be done. On the Ohio State Test, in ELA and Mathematics, our 4th and 5th graders achieved proficiency scores below the statewide averages. Our staff is strongly committed to improvement in these grades in school year 2023-24. We will strengthen the 5th grade by implementing a partner-teacher model in order to achieve synergy. In both 4th and 5th grade, we will keep our focus on high-quality mathematics instruction by continuing to utilize 2 specialists who are exceptionally qualified in the field. Additionally, we will be hiring another math specialist in order to focus on this area of needed improvement.

Additionally, in order to meet the needs of every student in all grades, T.C.P. practices a Multi-Tiered System of Support (MTSS) to provide intervention and support services for students who would benefit based on the disaggregated performance data from the State Tests. Intentional goal-setting and student data use is applied consistently as a lead measure in all classes at T.C.P. World Academy, to identify and capture areas of potential need and growth.

Along with goal-setting and use of formative assessments, we continue to use visible thinking strategies to increase student engagement and achievement. Our goal at T.C.P. is to develop students who achieve above grade level. In this connection, the large number of T.C.P. students who performed well above the average of Ohio students on the State Tests require additional challenge and differentiation in the classroom in order to continue to progress and grow. Our staff is committed to differentiating to support all students, whether they require support, or challenge.

In the coming year, we will continue to focus our improvement efforts on reading, writing, math, and science. Our curriculum is aligned with the State of Ohio Standards for literacy and math and Grade Level Content Standards for science and social studies. Our teachers have developed comprehensive, effective curriculum spirals, and detailed instructional units and assessments, which are aligned to the standards.

In light of our students' performance on the State of Ohio Tests, we feel a high degree of confidence that we will be able to implement the improvements needed in order to replicate our successes and achieve equivalent, or higher, success in all grades next school year.

Academic Insights - Grades Kindergarten through 3

- In school year 2022-23, in reading and writing instruction, our Kindergarten team implemented our curriculum with fidelity. They implemented the science of reading and focused on phonics

to help students learn to decode and build reading fluency skills. Additionally, the team implemented learning SAT words to bolster students' vocabulary. They also focused on our '25-And-Counting' program to inspire students to read 25 or more books at grade level.

- Our 1st graders took the TerraNova3 reading assessment in the spring of 2023, and their results were much higher than their STAR Reading Assessment scores. This was encouraging. Both classes achieved average scores above the 75th percentile in reading on the TerraNova3.
- Our 2nd grade teacher continues to achieve at a phenomenal level, leading her team in succeeding to close learning gaps and accomplishing tremendous student learning growth. The 2nd grade team worked cohesively and effectively, made synergizing a priority, and held each other accountable for results.
- Our 3rd grade team is a highly skilled and experienced team. Constructive competition amongst team members helped improve reading instruction and made student growth a top priority.
- In mathematics, our 1st grade students took the TerraNova3 Assessment this spring and their results were much higher than their STAR Math Assessment scores. Both classes had averages above the 80th percentile in math on TerraNova3. As with reading, our 2nd grade lead teacher proved phenomenal as she continued to guide her team in closing learning gaps caused largely by the nationwide school shutdown during the COVID-19 pandemic, and in achieving exceptional growth.
- As with reading, our 2nd grade team worked cohesively and effectively, guided by that grade's team leader, whose mathematics instruction, as in past years, proved highly effective. This outstanding leader is committed to our school. We anticipate continued outstanding performance from her and the entire 2nd grade team in school year 2023-24 and, consequently, very high student achievement.

Financial Aspects

As stated above, T.C.P. World Academy maintained a balanced budget in school year 2022-2023. Included in this report are the T.C.P. World Academy balance sheet and income statement (beginning on page 30).

A portion of our revenues consisted of funds provided by the State of Ohio Charter School Initiative, which provides payments to schools to carry out the state of Ohio's mandate to provide equity in education for every child in the state. Another portion of our revenues consisted of funds provided by the federal government through the Elementary and Secondary School Emergency Relief Fund (ESSER Fund), which, inter alia, provides funds to the nation's educational institutions and is intended to address the impact of the COVID-19 pandemic on schools in the U.S.A.

In school year 2022-2023, we continued to spend ESSER funds to maintain continuity of services, maintain the safe and sanitary condition of school facilities, and purchase the supplies and equipment necessary for this purpose.

In enabling us to provide the foregoing, the school used ESSER funds to:

- ❖ Provide tutoring
- ❖ Hire new, and maintain current, staff
- ❖ Maintain a competitive teacher pay scale
- ❖ Purchase computers for student and teacher use
- ❖ Fund our Summer School and Summer Camp programs. At T.C.P. World Academy our goal is to not simply to meet the standard, but to exceed the standard. Our 7 week Summer School helped those students who might have fallen behind during the year and needed a review, as well as provided an excellent opportunity for all Summer School students to get an early start on the academic skills they'll be learning in the new school year

The school's allocation of American Rescue Plan ESSER Funds enabled us to ensure equity in education and address the lingering learning loss caused by the effects of the nationwide school shutdown the previous year.

T.C.P. World Academy is a community school. Students are assigned primarily on residency. However, T.C.P. World Academy has an open enrollment process which is available for any resident, in any Ohio school district, who would like their child to attend our school, regardless of whether we are outside the student's attendance area. Information about this process is available at our school by phoning (513) 531-9500.

Word from our Sponsor

Educational Resource Consultants of Ohio, Inc., (ERCO) sponsor of the school, is legally mandated to provide oversight, monitoring and technical assistance. All community school sponsors are required to submit a written report of the evaluation results of the school's academic, financial, and organizational performance as well as the school's legal compliance to the Ohio Department of Education. This report must be made available to parents of students enrolled in the community school by November 30th of each year (OAC3301-102-05 (A) (3)). An annual report regarding the performance of this school and other schools under the sponsorship of ERCO will be posted on our website www.ercoinc.org no later than November 30th of the current school year. Parents are urged to review this report, as well as other monitoring and evaluation reports concerning the school. These reports are available at the school, or the sponsor's office. The reports are generated to provide you with a full comprehensive understanding of the school's performance.

State of Ohio Test Results

State achievement tests tell us how well students are growing in the knowledge and skills outlined in Ohio's Learning Standards. These tests help inform and strengthen future teaching so we can ensure that we are preparing our students for life-long learning and success in school, college, careers, and life. Test results also tell us how T.C.P. World Academy students performed compared to students throughout the state.

The graphs which follow show T.C.P. student performance on the State of Ohio tests administered in the Spring of 2023. The 3rd grade English Language Arts (ELA) Test is administered twice, in the Fall of 2022, and in the Spring of 2023. The students' performance on these tests can be compared to student performance in the Spring of 2022, and to student performance statewide.

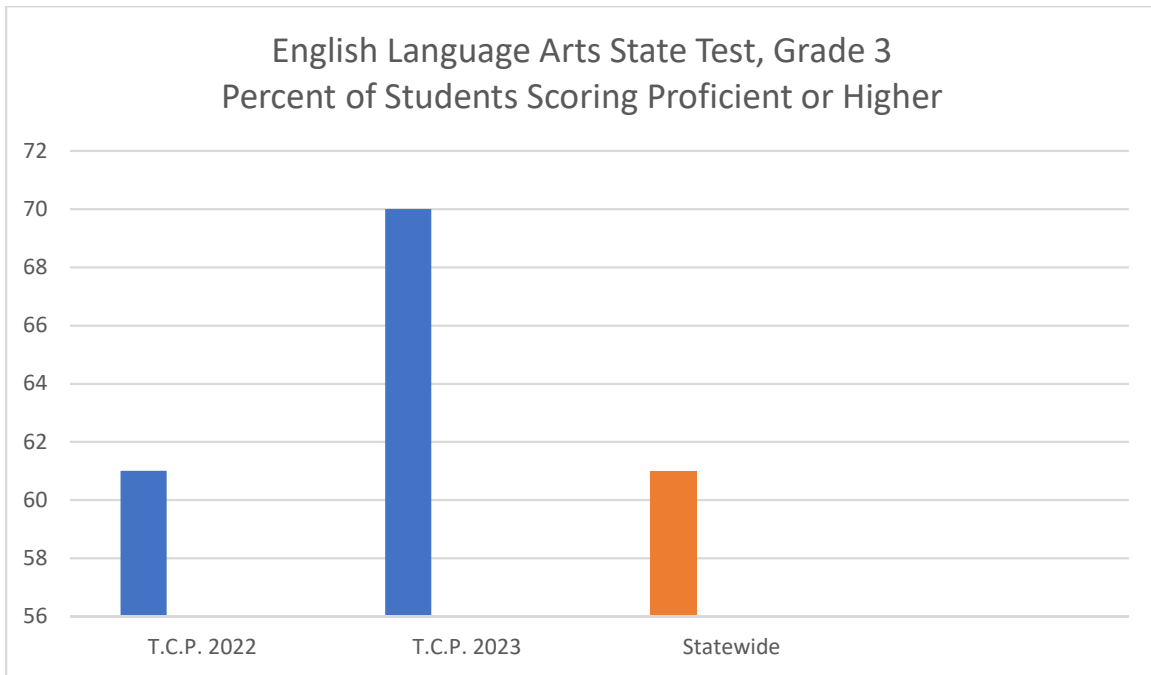
The tests were in English Language Arts (ELA), Mathematics, and Science (Grade 5 only). The columns represent the percentage of students who scored proficient or higher on state tests. The 1st column shows the percentage of T.C.P. students proficient or higher in school year 2022, the 2nd column for T.C.P. students in school year 2023, and the 3rd column for all students tested in Ohio for school year 2023.

The chart below shows the tests given by the state of Ohio, for each grade level:

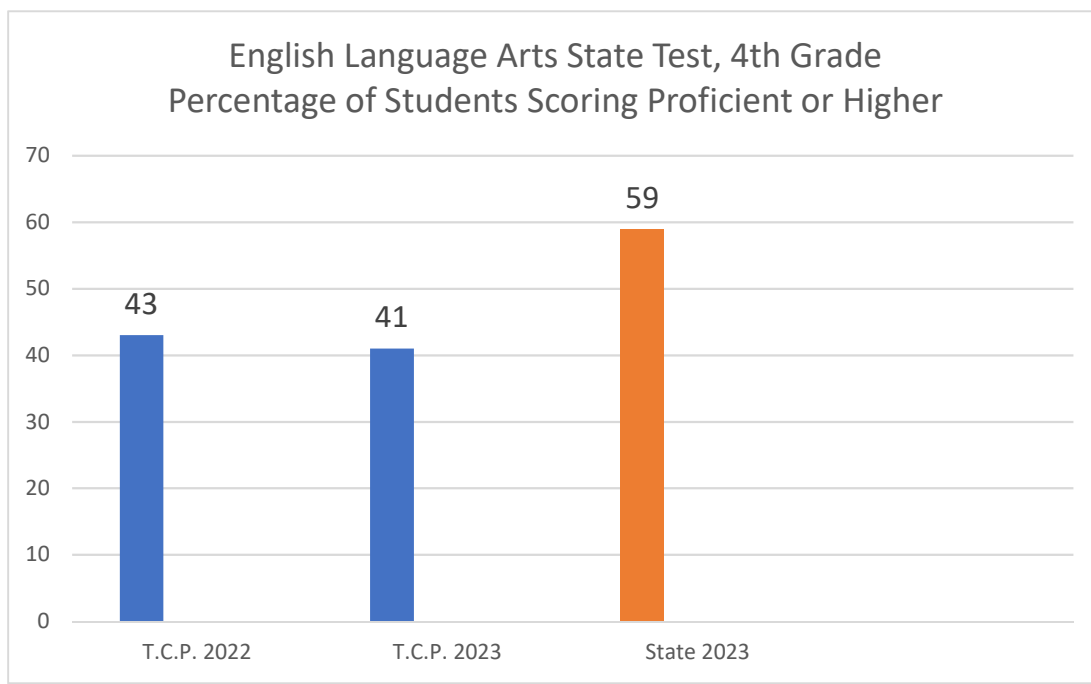
GRADES 3-7

	English language arts	Mathematics	Science
Grade 3	✓	✓	
Grade 4	✓	✓	
Grade 5	✓	✓	✓
Grade 6	✓	✓	
Grade 7	✓	✓	

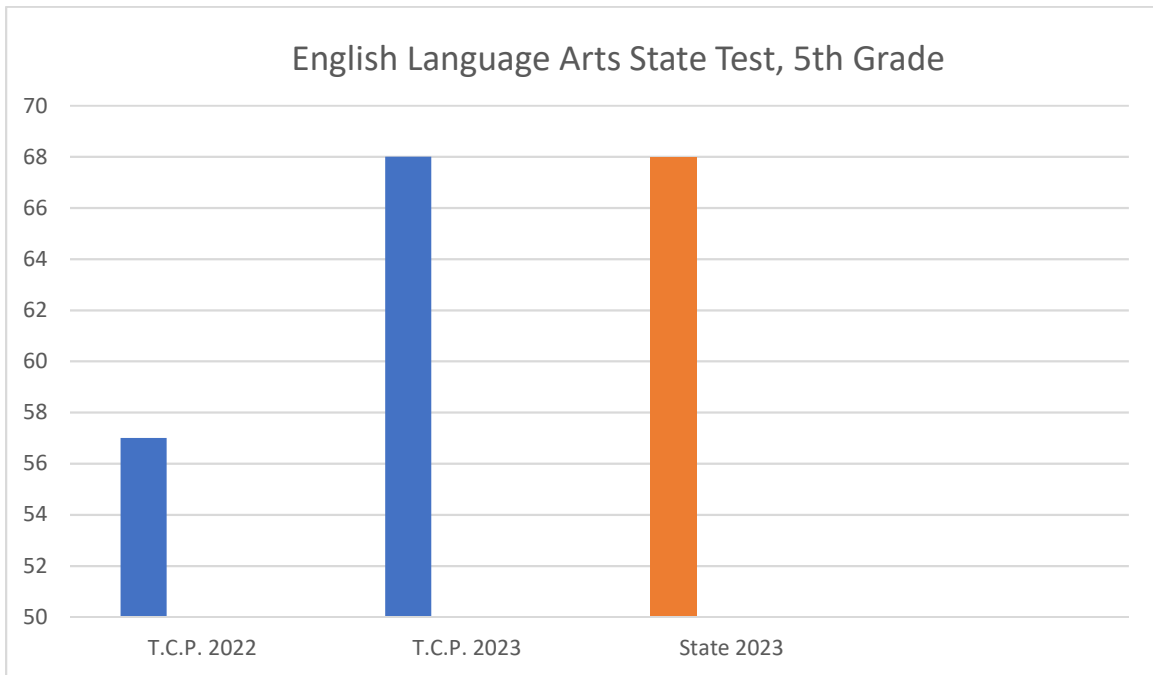
Comparative Charts: The Results of the 2022–2023 School Year Ohio State Tests



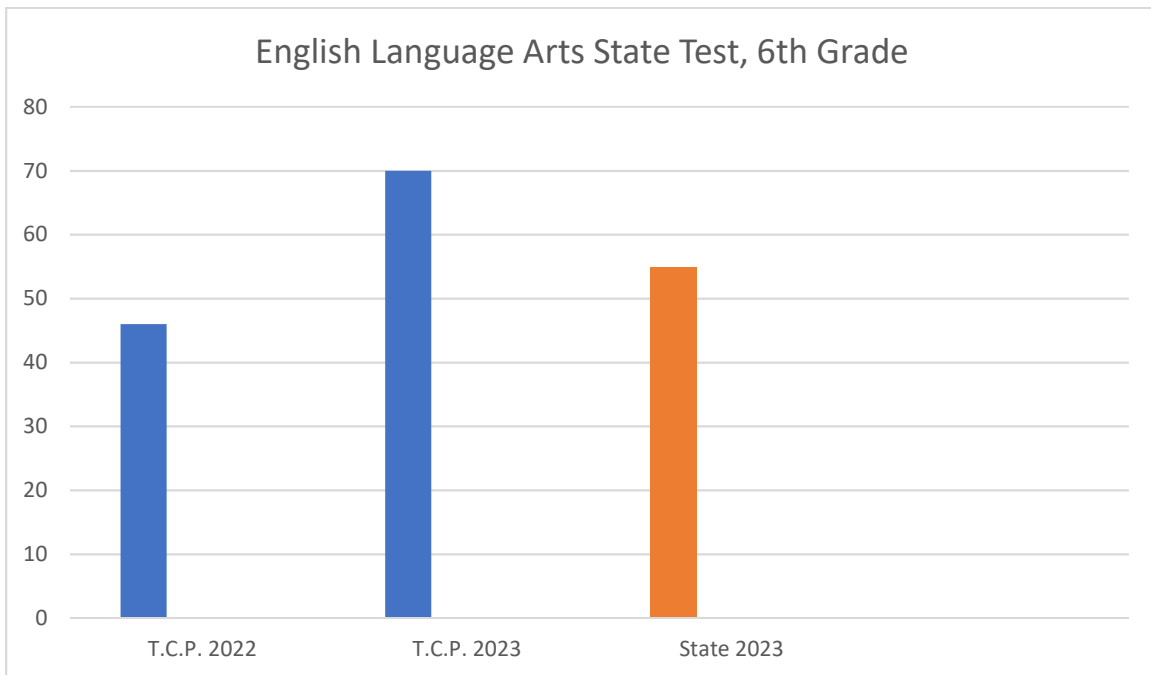
The State of Ohio 3rd grade test is administered in the fall of 2022 and again in the spring of 2023. Students can pass either test to achieve promotion to the 3rd grade in the following year. This year, 97% of our 3rd graders passed the ELA Ohio State Test and will be promoted to 4th grade next year, and among them 70% scored proficient or higher, exceeding significantly the state average of 61% of students and marking a 9% increase over 2022.



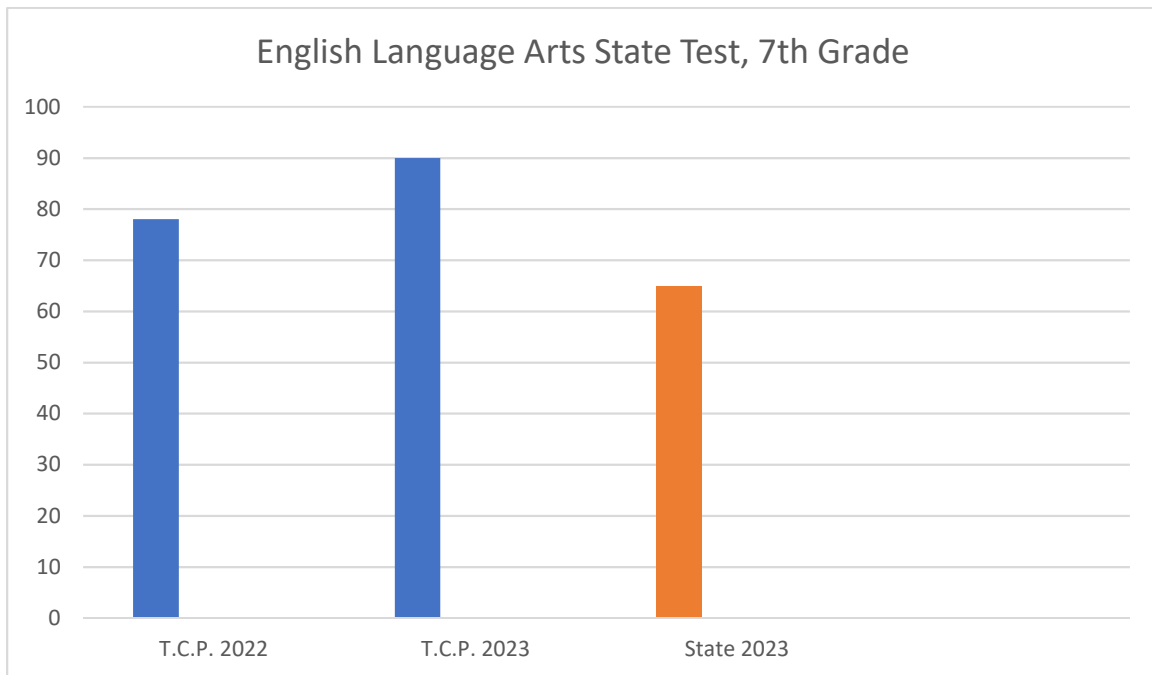
On the spring 2023 state of Ohio English Language Arts (ELA) Test, 41% of T.C.P. 4th graders achieved a score of proficient or higher, compared to 59% of students throughout the entire state.



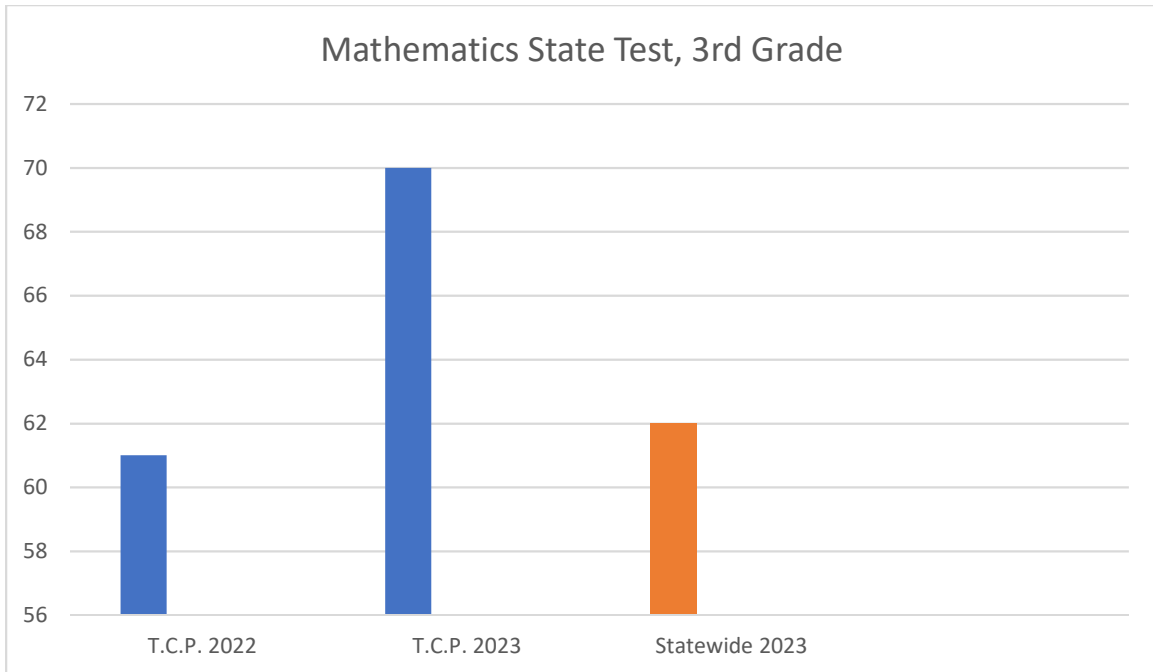
On the spring 2023 ELA test, T.C.P. 5th graders matched the state mark of 68% scoring proficient or higher. This represents an 11% increase in achievement from a year ago.



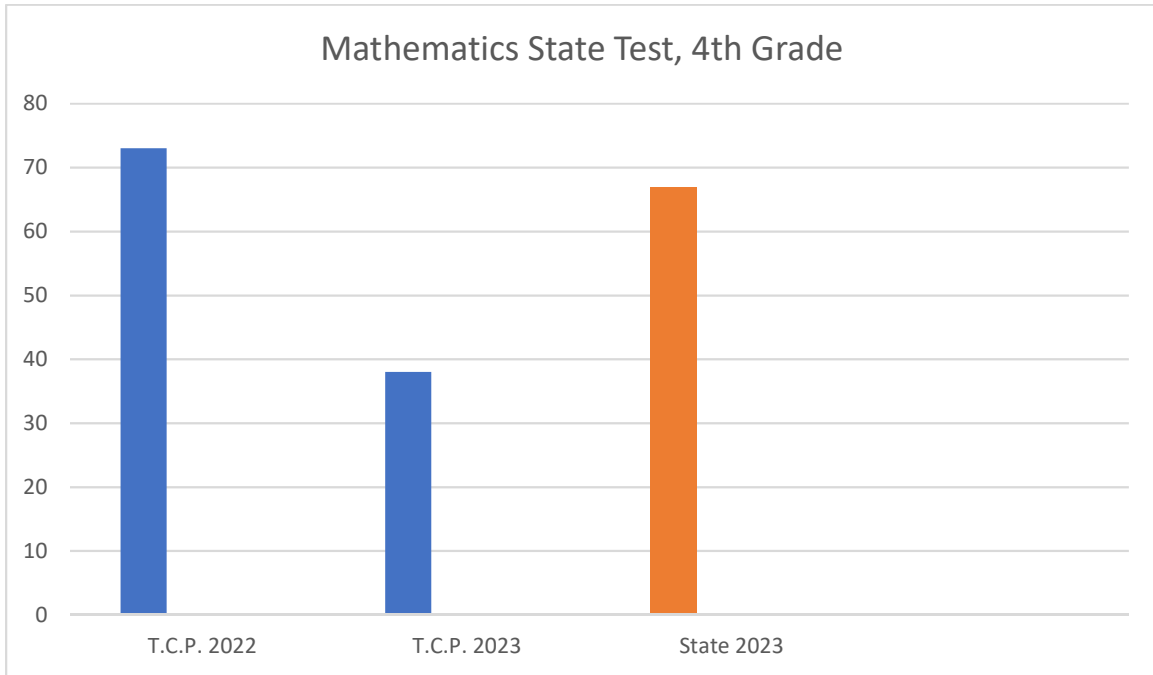
T.C.P. Students achieved 70% proficient or higher on the 6th grade ELA test, exceeding significantly the state achievement average of 55%, and marking a significant improvement over the 2022 proficiency level of 46%. This jump in achievement is suggestive of the progress we made in overcoming the learning loss which came in the wake of the nationwide school closures in the midst of the COVID-19 pandemic.



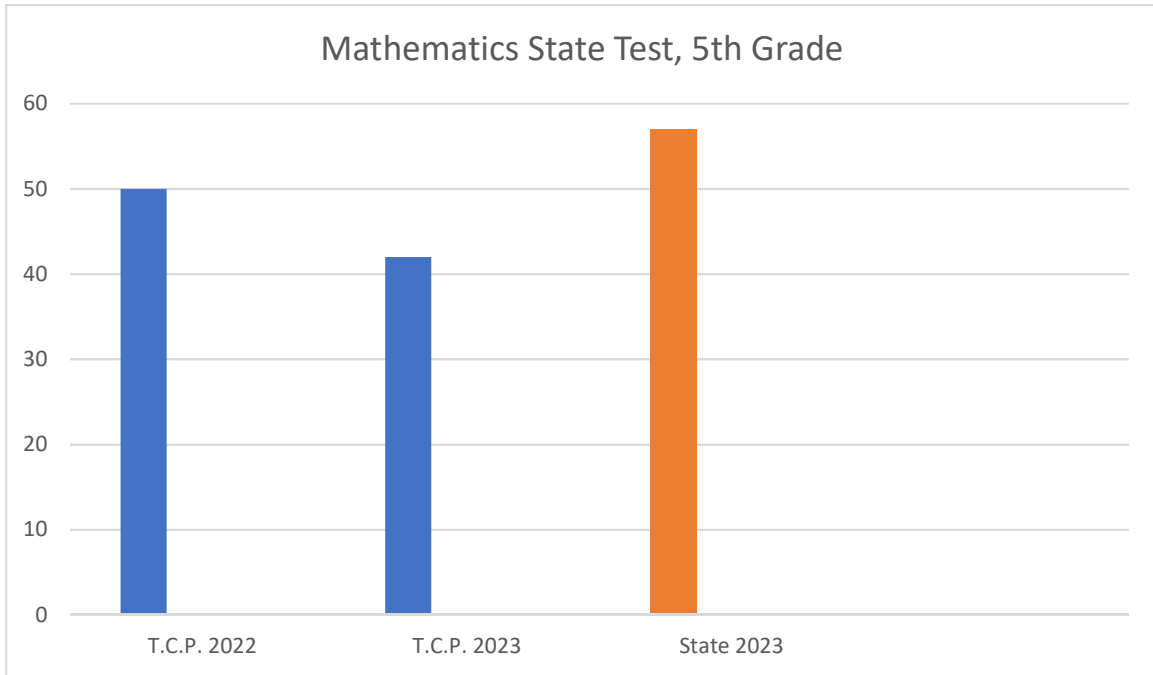
T.C.P. 7th graders achieved 90% proficient or higher on the ELA State test, compared to the state mark of 65%, and an improvement of 12% over last year.



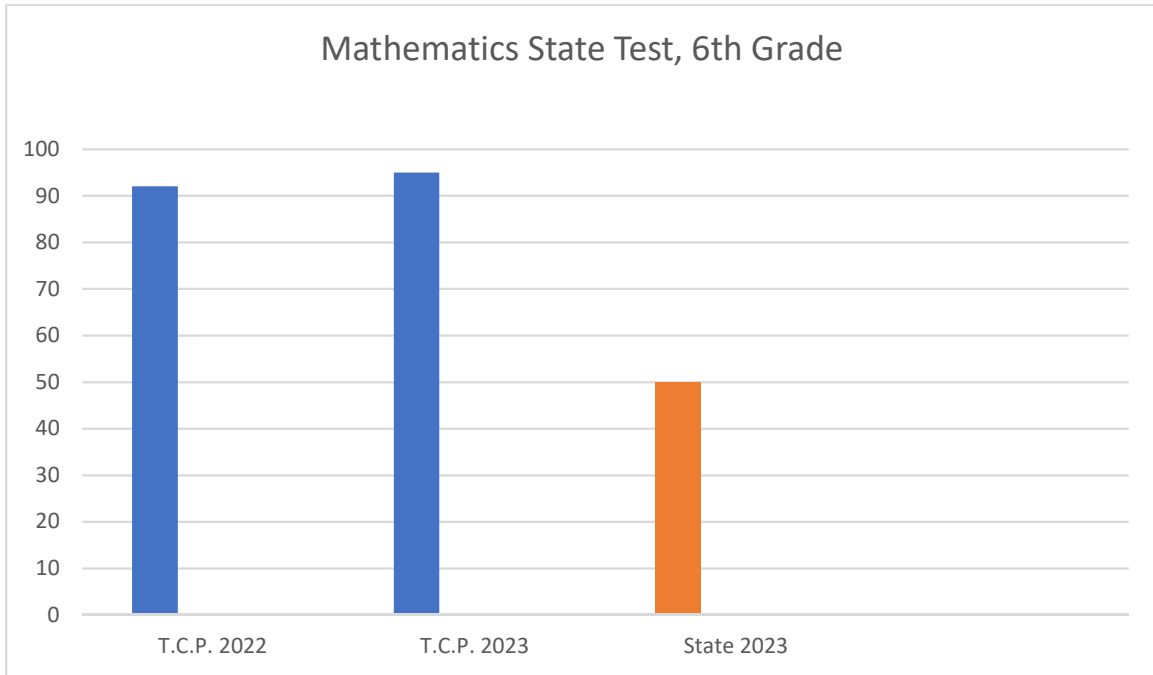
On the 3rd grade Mathematics state test, 70% of T.C.P. 3rd graders achieved a score of proficient or higher. This represents a 9% increase over 2022, and is 8% higher than the percentage of students throughout the state who scored proficient or higher.



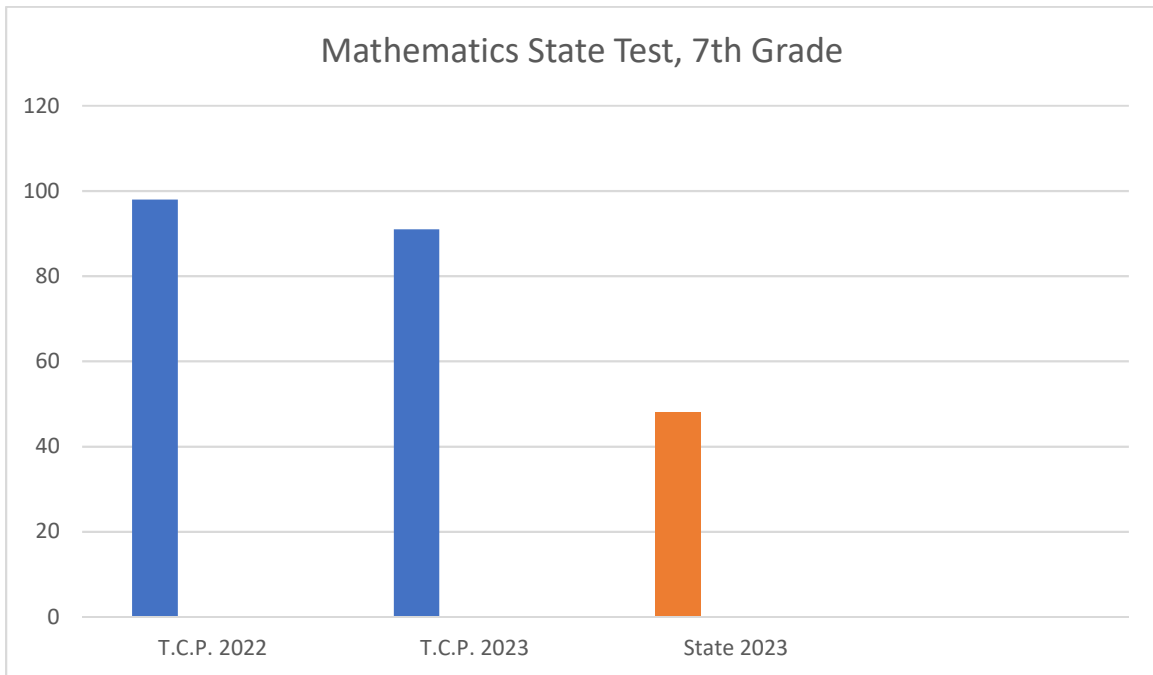
On the 4th grade state Mathematics test, 38% of T.C.P. 4th graders scored proficient or higher. The state mark was 67%.



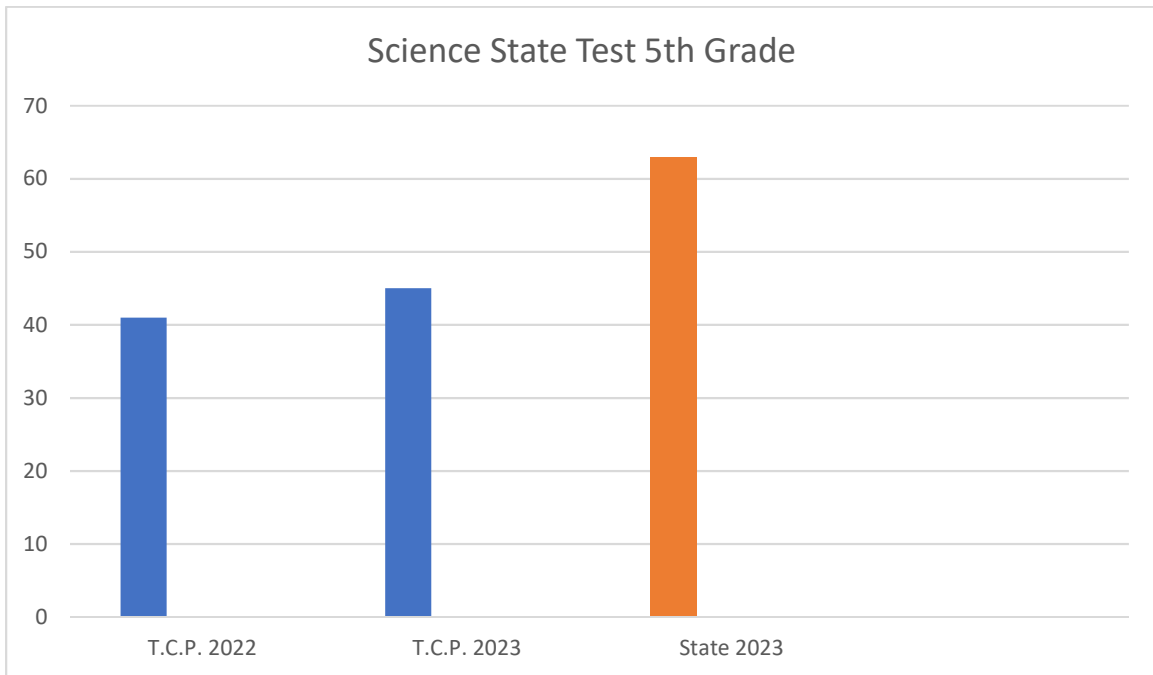
The results of the 5th grade mathematics test points to an area in which we need to improve. We will work hard in school year 2023 – 2024 to address and cure this weakness in the 5th grade.



On the 6th grade mathematics test, T.C.P. students exceeded a proficiency score significantly above the statewide average, as 95% of T.C.P., nearly all members of the 6th grade, scored proficient or higher, compared to 50% statewide.



On the State of Ohio Mathematics Test, T.C.P. 7th graders scored a spectacular achievement of 91% proficient or higher. The state mark was 48%. This data suggests strongly that, as T.C.P. students prepare to take on the academic challenges in junior and high school, they are prepared for continuing high achievement.



On the State of Ohio Science Test, given to 5th graders only, we learned that we need to strengthen our science curriculum. Although the learning loss attributable to the effects of COVID-19 school closures played a part, we nonetheless are determined to overcome any weaknesses in this area, and we have committed to doing whatever is necessary to achieve significant achievement in science in school year 2023 -2024.

A Note About the Spring 2023 State of Ohio Tests

When viewing the charts above, it is important to consider not only how students did on the latest state test, but how much progress a classes' students achieved relative to their performance on the previous year's test. For example, in the 6th grade this year, 95% of T.C.P. students achieved a level of proficient or higher on the mathematics test, whereas these same students, when they were in 5th grade, last school year, scored 50% '[=proficient or higher. It is useful to note this 45% jump in achievement, since it tells us that although only half the students were positioned where they needed to be in the 5th grade, fully 95% were at the desired level one year later.

Take another example, also in mathematics: In school year 2022, 91% of T.C.P. 6th graders were proficient or higher. In school year 2023, the percentage of these same individuals who were proficient or higher was 91%, meaning that from grade 6 to 7 there was little or no fall-off in achievement for those students. As they went from 6th to 7th grade, the achievement level of these students remained very high.

In English Language Arts, we see that whereas in school year 2022 61% of our 3rd graders scored proficient or better, among the same students, in the 4th grade in 2023, only 41% of them scored proficient or better, representing a 20% decline. Therefore, clearly, these same students ended their 4th grade year not as well as they did their 3rd grade year.

The performance of students relative to their performance the previous year informs our assessment of the teacher's performance in school year 2023, and this assessment will guide our decisions relating to whether the particular teacher whose students underperformed will need professional development to raise their skill-level and effectiveness, and/or will need to be paired with a higher-performing teacher in school year 2023 to ensure that the students who did well in 2022, but not so well in 2023, go back to doing well in 2024.

A final example, in English Language Arts: In school year 2022, 46% of our 6th graders achieved proficiency or better, but in 2023 90% of those same students achieved proficiency or better. This vast improvement suggests strongly that the 7th grade instructional program is very effective, providing students an excellent education as they prepare to leave T.C.P. on their way to further schooling.

Tracking students as they progress through the grades provides insight into the comparative strengths and weaknesses of our program, and informs decisions about what needs to be fixed, how the fixes need to be implemented, and how to measure the effectiveness of the fix. In this way we make progress toward smoothing out the 'bumps in the road' in our instructional program throughout grades Kindergarten through 7.



The 6th grade girls and boys celebrating graduation with Superintendent and Principal Ms. French, teachers Mrs. Shraer, Mr. McCoy, Mrs. Crowell, and assistant Ms. Ball.



The 7th graders illustrate the science of plant cells and photosynthesis.







Below and on next page – The T.C.P. World Academy Christmas Show





Technological College Preparatory World Academy
Financial Report
FY 2022 – 2023



TCP World Academy
Balance Sheet
June 30, 2023

ASSETS

Current Assets		
Petty Cash	\$	130.75
Cash in Bank - General Fund		349,757.71
Cash in Bank - Payroll Fund		248,093.65
Account Receivable - Inter Gov		580,762.29
		<u>1,178,744.40</u>
Total Current Assets		
Property and Equipment		
Property/Equipment		169,071.98
Furnitures and Fixtures		13,185.42
Leasehold Improvements		142,009.78
Accululated Depreciation		(236,774.32)
		<u>87,492.86</u>
Total Property and Equipment		
Other Assets		
Deferred Outflows - STRS		134,212.00
Deferred Outflows - SERS		180,298.00
Deferred Inflows -SERS		218,354.00
		<u>532,864.00</u>
Total Other Assets		
Total Assets	\$	<u><u>1,799,101.26</u></u>

LIABILITIES AND CAPITAL

Current Liabilities		
Accounts Payable	\$	24,841.90
Accrued Wages		210,833.46
STRS - Employees' Contribution		8,750.89
SERS- Employees' Contribution		5,574.76
Inter-governmental Payables		29,516.59
		<u>279,517.60</u>
Total Current Liabilities		
Long-Term Liabilities		
Net Pension Liability		6,459,714.00
		<u>6,459,714.00</u>
Total Long-Term Liabilities		
Total Liabilities		<u>6,739,231.60</u>
Capital		
Retained Earnings		(5,941,819.93)
Retained Earnings		611,012.09
Retained Earnings		535,598.33
Net Income		(144,920.83)
		<u>(4,940,130.34)</u>
Total Capital		
Total Liabilities & Capital	\$	<u><u>1,799,101.26</u></u>

Unaudited - For Management Purposes Only

TCP World Academy
Income Statement
For the Twelve Months Ending June 30, 2023

	Current Month		Year to Date	
Revenues				
Casino Money Share	\$ 0.00	0.00	\$ 26,793.71	2.73
Miscellaneous Income	9,822.79	29.55	85,532.69	8.70
Rent Income	1,000.00	3.01	12,036.00	1.22
Base Cost	220,907.77	664.47	2,226,079.07	226.48
State Foundation - Targeted	0.00	0.00	427,927.79	43.54
State Foundation - English	0.00	0.00	474.46	0.05
Special Education	16,121.62	48.49	182,557.19	18.57
JV48 ODE Temporary W/holding	0.00	0.00	69,285.69	7.05
State Foundation - Facilities	15,421.86	46.39	186,280.78	18.95
Disadv Pupil Impact Aid - DPIA	12,992.75	39.08	296,517.71	30.17
English Learners Fundinng	(925.09)	(2.78)	3,003.63	0.31
Student Wellness/Success	11,918.39	35.85	93,459.37	9.51
State Foundation - Wellness	0.00	0.00	50,376.11	5.13
School Choice	0.00	0.00	637,558.35	64.87
Academic Achievement	0.00	0.00	17,101.00	1.74
Lunch Receipt - Nutrition	54,550.40	164.08	224,034.31	22.79
Nutrition - Breakfast Receipts	32,813.96	98.70	157,854.92	16.06
Receipt - ARP - ESSER	20,064.50	60.35	87,320.69	8.88
ESSER's 1 - Receipts	22,178.80	66.71	22,178.80	2.26
Covid 19 - Others	0.00	0.00	29,430.67	2.99
Receipt - ARP - Esser	0.00	0.00	158,702.00	16.15
Receipt - ESSERS 11	(67,256.19)	(202.30)	248,896.94	25.32
Receipts - Special Education	14,707.19	44.24	109,972.91	11.19
Receipt - Title I	49,180.37	147.93	294,690.63	29.98
Receipt - Expanding Each Child	(5,700.00)	(17.15)	0.00	0.00
Receipts - Title IV	(3,298.38)	(9.92)	0.00	0.00
Receipts - Title - 11-A	3,369.38	10.13	31,696.67	3.22
Total Revenues	407,870.12	1,226.84	5,679,762.09	577.86
Cost of Sales				
Total Cost of Sales	0.00	0.00	0.00	0.00
Gross Profit	407,870.12	1,226.84	5,679,762.09	577.86
Expenses				
Salaries - Eco Dis -Exten	0.00	0.00	145,121.60	14.76
Med Ben - Eco-Dis Ext	27,833.84	83.72	52,765.06	5.37
Ret Ben - Eco Dis - Ext	2,539.80	7.64	15,238.00	1.55
Salaries - General Fund	172,911.25	520.10	1,799,701.12	183.10
Payroll Tax Expenses	9,731.79	29.27	53,457.04	5.44
Retirement Benefits	26,804.16	80.62	354,144.96	36.03
Ret Ben - Eco Dis	0.00	0.00	2,539.62	0.26
Travel/Seminar Expenses	0.00	0.00	1,462.75	0.15
Advertising Expenses	536.77	1.61	536.77	0.05
Swoca/Emis	0.00	0.00	24,325.00	2.47
Payroll Taxes - Non-CCIP	0.00	0.00	1,404.89	0.14
Salaries - Non-CCIP	10,509.56	31.61	94,800.88	9.65
Ret Ben - Non-CCIP	1,471.00	4.42	9,563.81	0.97
Med Ben - Non-CCIP	3,784.46	11.38	15,767.72	1.60
Speech Pathologist	0.00	0.00	21,227.00	2.16
Psychologist	0.00	0.00	8,747.90	0.89
Board Honorarium	0.00	0.00	250.00	0.03
Board Meeting Honorarium	625.00	1.88	7,000.00	0.71
Employees' Medical Benefits	63,286.44	190.36	560,018.13	56.98
Rent - Buildings	22,815.05	68.63	242,278.05	24.65
For Management Purposes Only				

TCP World Academy
Income Statement
For the Twelve Months Ending June 30, 2023

	Current Month		Year to Date	
Postage/Freight Expenses	0.00	0.00	87.35	0.01
Permits/Licenses	778.72	2.34	915.22	0.09
Trash Collections	3,297.68	9.92	21,712.01	2.21
Pest Control	270.00	0.81	6,697.76	0.68
Medical Supplies/Services	2,866.65	8.62	43,398.98	4.42
Student Wellness - Safety	0.00	0.00	7,608.70	0.77
Wellness - Staff Support	2,000.00	6.02	17,023.85	1.73
Wellness - Supplies	0.00	0.00	4,636.80	0.47
Audit/Other Fees	6,393.70	19.23	18,233.70	1.86
Insurance Expenses	0.00	0.00	400.00	0.04
Payroll Services	(1,760.12)	(5.29)	16,684.92	1.70
Leased Expense	817.66	2.46	24,074.57	2.45
Telephone Expenses	5,800.23	17.45	41,668.37	4.24
Sponsor's Fee	8,238.79	24.78	105,473.00	10.73
Security System	(350.00)	(1.05)	10,574.33	1.08
Instructional Supplies	(1,135.74)	(3.42)	149,543.89	15.21
Staff Support	10,012.56	30.12	163,529.85	16.64
Field Trip	0.00	0.00	17,644.26	1.80
Summer Classes/Camp	30,048.14	90.38	42,468.32	4.32
Instructional Support	0.00	0.00	46,528.39	4.73
Information Technology	12,500.00	37.60	72,875.00	7.41
Office Supplies Expenses	2,217.06	6.67	13,763.94	1.40
Equipment/Furniture Expense	0.00	0.00	188,105.15	19.14
Bank Service Charges	0.00	0.00	110.00	0.01
Repairs/Maintenance	1,254.31	3.77	11,403.57	1.16
Utilities - Water	225.82	0.68	8,306.50	0.85
Utilities - Gas/Electric	4,402.13	13.24	53,371.28	5.43
Building Supplies	23,907.23	71.91	113,230.09	11.52
Cleaning Supplies	1,789.10	5.38	26,000.66	2.65
JV - ODE Temp W/Holding	1,810.96	5.45	20,197.06	2.05
Wellness - Staff Support	0.00	0.00	4,680.00	0.48
Student Wellness/Success	0.00	0.00	14,615.26	1.49
In-Service Expenses	0.00	0.00	10,839.77	1.10
Perfect Attendance	0.00	0.00	10,200.00	1.04
Other Office Expenses	9,671.09	29.09	66,073.44	6.72
Salaries - Nutrition	14,913.84	44.86	135,176.56	13.75
PayTax-Medicare- Nutrition	0.00	0.00	1,161.22	0.12
Permis/Licenses - Nutrition	30.68	0.09	1,066.18	0.11
Retirement Benefit - Nutrition	2,037.56	6.13	16,943.78	1.72
Medical Benefits - Nutrition	8,481.82	25.51	32,688.74	3.33
Lunchroom Services	100.00	0.30	12,680.50	1.29
Milk Program	1,128.12	3.39	17,471.76	1.78
Food Program	2,708.31	8.15	242,611.55	24.68
Other Supplies	1,405.81	4.23	22,833.71	2.32
Salaries - ESSER	25,328.88	76.19	144,075.18	14.66
Retirement Benefits - Esser 1	3,546.04	10.67	20,052.41	2.04
Safety/Cleaning Supplies	0.00	0.00	4,966.85	0.51
Medical Benefits - ESSER 1	15,482.68	46.57	76,125.38	7.75
Safety/Cleaning Supply - ESSER	0.00	0.00	19,537.70	1.99
Family/Community - ESSER	0.00	0.00	2,442.00	0.25
Salaries - Special Education	13,382.65	40.25	52,562.09	5.35
Retirement Benefits - Sp Ed	517.18	1.56	4,864.66	0.49
Special Ed - Med Benefits	517.18	1.56	7,761.97	0.79
Speech Pathologist - Sp Ed	0.00	0.00	25,955.00	2.64
Special Ed - Psychologist	0.00	0.00	14,306.25	1.46
Salaries - Title 1	23,215.06	69.83	136,947.94	13.93
Retirement Benefits - Title 1	3,250.10	9.78	19,500.57	1.98
Medical Benefits - Title 1	7,302.90	21.97	24,762.25	2.52
Retirement Benefits - Title 11	366.18	1.10	2,929.44	0.30

For Management Purposes Only

TCP World Academy
Income Statement
For the Twelve Months Ending June 30, 2023

	Current Month		Year to Date	
Salaries - Improving Teacher	<u>2,615.64</u>	7.87	<u>22,232.94</u>	2.26
Total Expenses	<u>594,235.72</u>	1,787.41	<u>5,824,682.92</u>	592.61
Net Income	\$ <u>(186,365.60)</u>	(560.57)	\$ <u>(144,920.83)</u>	(14.74)

For Management Purposes Only