

# **Annual Report**

## **SY 2021-2022**

Technological College Preparatory World Academy  
6000 Ridge Ave. Cincinnati, OH 45213  
Phone: 513-531-9500  
Fax: 513-531-2406  
Superintendent & Principal: Karen French (513) 304-9171

Website: [www.tcpworldacademy.us](http://www.tcpworldacademy.us)





*FROM THE DESK OF THE SUPERINTENDENT, PRINCIPAL &  
FOUNDER*

**TECHNOLOGICAL COLLEGE PREPARATORY WORLD ACADEMY**  
**REPORT OF THE 2021-2022 SCHOOL YEAR**



## LETTER FROM THE SUPERINTENDENT

Dear parents, students, and the entire T.C.P. World Academy community,

Each year I cherish a deep sense of pride in T.C.P. World Academy and the achievements of our students, their parents, and school staff. This past year we continued to overcome the unique challenges raised by the COVID-19 pandemic. We took stock of the myriad emotional, social, and educational costs of the shutdown, and we celebrated progress. The start of the 2021-2022 school year provided a special reason to celebrate, as students and teachers returned to the building after a year of nationwide shutdown.

It was a joy to see the children in their classrooms again. Their efforts served as a testament to the determination of the entire T.C.P. World Academy community. The strength and resilience of their families during almost 2 years of global crisis paved the way. None of us could have done it alone. We all worked together. And through it all God's benevolence eased the way.

Our mission is to provide the best education that prepares and empowers our students for the future. The centrality of our foundational belief, that every student has the potential to lead a fulfilling life, constantly informs the value of that mission. For more than 20 years we have grown, learned, and improved in pursuit of that goal. Throughout the 2021-2022 school year we remained resolute in our commitment to the mission.

Part of the work this past school year consisted in working to close the learning gaps that opened as a result of the nationwide school shutdown. Test results painted a mixed picture, but some of the test data indicated strongly that in some areas we met this goal. On the mathematics part of the Spring 2022 Ohio State Achievement Tests, our students' mathematics scores far exceeded the statewide scores, as 73% of our 4<sup>th</sup> graders, 92% of our 6<sup>th</sup> graders, and nearly 100% of our 7<sup>th</sup> graders achieved test scores of proficient or higher. In the English Language

Arts (ELA) part of the test, 78% of our 7<sup>th</sup> graders scored proficient or higher. This exceeded significantly the statewide 7<sup>th</sup> grader ELA proficiency level of 60%.

But there is still much work to do. Statewide data collected by the Ohio Department of Education and Ohio State University, and national data compiled by the U.S. Department of Education and state governments, show that although in general schools have made much progress in overcoming the effects of the COVID-19 shutdown, the effects stemming from the global pandemic are still affecting achievement. The test performance of some of our 4<sup>th</sup>, 5<sup>th</sup>, and 6<sup>th</sup> graders suggested that the learning lag caused by the pandemic affected us too. We will continue to use concrete strategies to work to get those students caught up, and I expect to see them do much better this coming school year.

The report that follows provides information, both academic and financial, about the 2021-2022 school year. It was a year of challenge and change, of consolidation and continuity, and I thank the entire T.C.P. World Academy community for its strong and consistent support throughout the year.

I am especially proud of our students' families. Their efforts proved vital to getting the children back to school prepared to learn. Their trust in us, and their devotion to their children's education, provided immeasurable inspiration to everyone at T.C.P. Inspired by the profound depth of that dedication, and guided by God's boundless grace, our staff worked hard, with a sense of achievement tempered by humility, to build upon our successes, and to learn from our mistakes. With a deep sense of gratitude for all, and for the children and their families most of all, I look forward to continued social and emotional progress and academic achievement from every child who comes to T.C.P. World Academy.

Respectfully,

A handwritten signature in cursive script, appearing to read "Karen French", with a long, sweeping horizontal line extending to the right.

Karen French

Superintendent, Principal, and Founder

## **REPORT OF THE 2021-2022 SCHOOL YEAR**

As we reopened our school building at the start of the 2021-22 school year, we put into place the guidelines provided by public health agencies to keep everyone safe from the COVID-19 virus. We masked up, barriers went up around every student desk, and everyone practiced social distancing. These measures succeeded in enabling us to avoid a school shut down during the year. As a result we provided the best possible environment for learning; in-person, in-class instruction, every school day. Our student attendance rate was 91.9%, and our teaching staff attendance rate was 94%.

These attendance rates helped fuel the academic achievement reflected by the high test scores T.C.P. students achieved on the State of Ohio Tests in English Language Arts and Mathematics (see charts beginning on page 12). The state tests tell us whether students are learning the skills and knowledge which comprise Ohio's learning standards. The test results enable our teachers and administrators to see whether we are succeeding in providing the kind of education that will prepare our students for success in high school, college, and the careers they will choose to pursue. They also tell us how our students compare to all other students in the state of Ohio.

The English Language Arts component of the Ohio State Tests measures a range of knowledge and skills. Among these are:

- Speaking and listening standards such as comprehension and collaborative discussion
- Presentation of knowledge and ideas
- Demonstration of the command of conventions of standard English such as pronouns, prepositional phrases, and adjectives
- Knowledge of language and its conventions when writing, speaking, reading, or listening
- Acquisition and use of vocabulary

The Mathematics component of the State Tests measures skills and knowledge such as:

- Use of the four operations (addition, subtraction, multiplication, division) to solve problems
- familiarity with factors and multiples
- recognition and analysis of patterns
- understanding fraction equivalence
- understanding decimal notation
- geometric measurement
- data representation and interpretation
- drawing and identifying angles and classifying shapes by their properties

A score of proficient or above means that a student's knowledge and skills in these areas meet or exceed the State Standards for the subject tested. In light of T.C.P. students' high scores on these tests, we feel encouraged and gratified. Nonetheless we will not let confidence turn into complacency. Constant improvement remains the keystone of success.

In this connection, during the 2021-22 school year, teachers and administrators also measured student academic progress using formative assessments. Formative assessments helped both teachers and students define concrete learning goals for each student, provided frequent assessment activities that are embedded within daily instruction, and provided feedback to teachers and students that helped them set goals, self-monitor, and think about their own learning progress. T.C.P. World Academy teachers used information gathered by formative assessment activities to make adjustments to day-to-day instructional practices in order to improve outcomes.

In 2021-22, teachers and administrators also used interim assessments such as Star Reader and Star Math in grades 3-7, to monitor growth and achievement toward specific learning goals and state academic standards. Such interim assessments helped us measure student growth, quantified the effectiveness of classroom instructional practices, and provided valuable feedback.

TerraNova is a nationally-normed series of standardized achievement tests used by many schools in the U.S. to assess student proficiency in reading, mathematics, science, and social studies. It is administered to grades 1 and 2.

The test measures skills related to:

- Basic understanding of written text
- Words in context
- Sentences, phrases, and clauses
- Number and number relations
- Computation and estimation
- Geometry and spatial sense
- Problem solving and reasoning
- Various other skills related to the four tested disciplines

Here are some of the results of the 2021-2022 TerraNova tests:

- Reading: 45% of T.C.P. 2<sup>nd</sup> graders scored proficient or above. The national average was 40%
- Mathematics: 62% of T.C.P. 2<sup>nd</sup> graders scored proficient or above. The national average was 39%
- Science: 76% of T.C.P. 2<sup>nd</sup> graders scored proficient or above. The national average was 42%
- Social Studies: 65% of T.C.P. 2<sup>nd</sup> graders scored proficient or above. The national average was 43%
- Reading: 61% of T.C.P. 1<sup>st</sup> graders scored proficient or higher. The national average was 12%
- Mathematics: 53% of T.C.P. 1<sup>st</sup> graders scored proficient or above. The national average was 10%
- Science: 72% of T.C.P. 1<sup>st</sup> graders scored proficient or above. The national average was 21%
- Social Studies: 72% of T.C.P. 1<sup>st</sup> graders scored proficient or above. The national average was 26%

The results of the TerraNova test tend to support our assessment of the strength of our primary instructional program. The disaggregated data derived from the test were evaluated with a view toward making further improvements to the program.

In addition to the achievements of T.C.P. World Academy students, the year saw other notable successes. Here are some more highlights and developments of the 2021-2022 school year:

- In March, T.C.P. World academy received a successful evaluation on the ESEA Review. The ESEA (The Federal Elementary and Secondary Education Act), is the country's national education law and represents the U.S.A.'s longstanding commitment to equal opportunity for all students. The ESEA survey is part of the normal accountability process whereby the state ensures school compliance with laws and regulations pertaining to the federal use of funds. The survey consisted of an evaluation of the school's enrollment, attendance, records, and compliance policies and practices during the 2021-22 school year and substantiated the school's reporting to the Ohio Department of Education and the United States Department of Education. T.C.P. passed the survey satisfactorily
- Precautions aimed at the prevention of COVID-19 infection continued, as modified by guidelines outlined by the Centers for Disease Control and Prevention
- We added Ms. Aman Sharma and Ms. Prasanna Duvvuri to our teaching staff. Their superlative mathematical abilities strengthened an already solid mathematics instruction program
- We renewed the instructional technological applications that enabled our teachers to continue to provide high-quality instruction and strengthened our students' technological capabilities
- In our Career Pathways program, a number of successful professionals gave inspirational presentations to our 7<sup>th</sup> graders about the value of education and their experiences in their professions. The program succeeded with flying colors, inspiring our students to reflect on their own aspirations and the goals they need to set for themselves to achieve their dreams

- Six T.C.P. World Academy students passed the challenging Walnut Hills Junior High School entrance examination and will represent T.C.P. with pride next school year
- A large-scale painting project and installation of lighting gave the building a new shine
- Field Day 2022 rewarded our students with a day of fun and recreation. We honored our 6<sup>th</sup> graders with a feast at the Grand Buffet, in recognition of their high achievement on the State of Ohio Tests. We were happy to see a number of parent volunteers take part in helping with Field Day activities
- T.C.P. 5<sup>th</sup> grader Victoria Gavin won 1<sup>st</sup> place in the prestigious State of Ohio Martin Luther King Jr. Essay Competition. The Ohio Civil Rights Commission and the Ohio State Legislature honored her achievement with certificates of recognition, and Victoria received a letter of commendation from the Governor of Ohio. Victoria's essay was one of thousands of essays submitted by students across Ohio
- The Young American Poetry Digest, a national magazine spotlighting writings by young people all over the U.S.A., selected for publication poems by 27 of Dr. Ray's 5<sup>th</sup> grade students
- T.C.P. World Academy's 25-And-Counting Program, in which students are tested on the on-grade level books they read in class, succeeded in inspiring our students to read 12,000 books during the year

---

The school's academic instructional program stands at the center of our mission. A cornerstone of that mission is the maintenance of financial soundness and compliance with state and federal laws and regulations related thereto. In this connection I am pleased to report that T.C.P. World Academy maintained a balanced budget in fiscal year 2021-22. I am also pleased to report that in addition to a satisfactory assessment in the ESEA Survey (see page 8), we received a successful, clean audit report from the school's auditor, Julian & Grube, L.L.C. T.C.P. World Academy's financial position remains sound.

The school's income statement and balance sheet are included in this report, beginning on page 25. These reports provide information about the school's financial condition, revenues, and operating expenses.

Part of our budget in 2021-22 consisted of funds provided by the State of Ohio Charter School Initiative, which provides payments to schools to carry out the state of Ohio's mandate to provide equity in education for every child in the state. Another part of our budget consisted of funds provided by the federal government through the Elementary and Secondary School Emergency Relief Fund (ESSER Fund). The ESSER Fund provides billions of dollars to the nation's educational institutions and is intended to address the impact of the COVID-19 pandemic on schools in the U.S.A.

In school year 2021-22 we continued to spend the ESSER funds allocated to us to bring the students back to school safely, maintain the sanitary, safe, and healthy condition of the school facilities, and purchase the supplies and equipment necessary to this purpose. To date we have spent \$666,398.77 out of the school's total allocation of \$1,285,383.48. This leaves \$618,984.71 remaining.

In addition to enabling us to bring children back to in-person, in-classroom instruction, we used ESSER funds to:

- ❖ Provide a tutoring program during the year that proved highly successful in enlarging the foundation of knowledge and skills acquired during the year
- ❖ Hire new staff, enabling us to improve our teacher/student ratio
- ❖ Maintain a competitive teacher pay scale;
- ❖ Purchase new student and staff computers
- ❖ Purchase a ventilation system that improved air quality
- ❖ Renovate and modify existing facilities to create a more healthy environment which, among other salutary benefits, minimizes the risk of transmission of the COVID-19 virus
- ❖ Reconfigure classrooms to maximize social distancing
- ❖ Ensure continuity of services

With the benefit of ESSER Funds, and in pursuance of our educational mission, we held our Summer School and our Summer Enrichment Program, both of which ran

from June 13th to July 22nd. We were pleased to see high enrollment in both programs. Summer School reinforced, and built upon, the progress made by T.C.P. students during the regular school year. The Summer Enrichment Program, which featured crafts, games, and other fun and healthy activities, both indoors and outdoors, provided a welcome respite from the rigorous academics of the morning Summer School session.

In 2021-22 the federal government provided an additional several billion dollars to the nation's schools in the American Rescue Plan ESSER Fund (ARP ESSER Fund) in order to reach the goals of safely bringing back to school the nations' children, close learning gaps, and ensure equity in education for all students. T.C.P. plans to use its ARP ESSER allocation of \$2,888,839.14 to carry forward our mission in school year 2022-23 and beyond, in accordance with the purposes of the ARP ESSER Fund.

---

## **Word from our Sponsor**

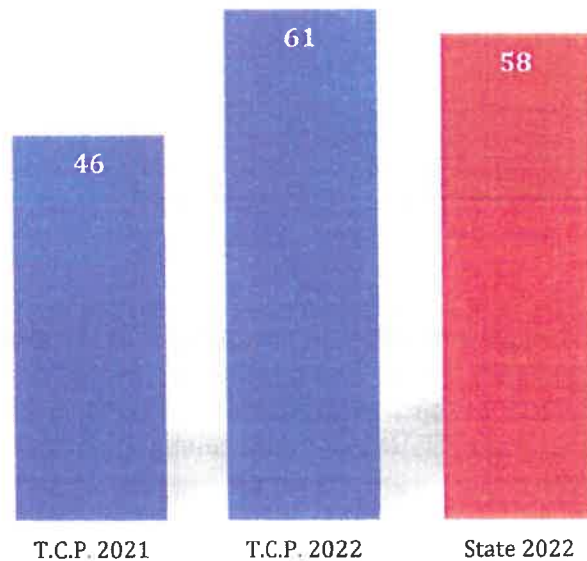
**Educational Resource Consultants of Ohio, Inc., (ERCO)** sponsor of the school, is legally mandated to provide oversight, monitoring and technical assistance. All community school sponsors are required to submit a written report of the evaluation results of the school's academic, financial, and organizational performance as well as the school's legal compliance to the Ohio Department of Education. This report must be made available to parents of students enrolled in the community school by November 30th of each year (OAC3301-102-05 (A) (3)). An annual report regarding the performance of this school and other schools under the sponsorship of ERCO will be posted on our website [www.ercoinc.org](http://www.ercoinc.org) no later than November 30th of the current school year. Parents are urged to review this report, as well as other monitoring and evaluation reports concerning the school. These reports are available at the school, or the sponsor's office. The reports are generated to provide you with a full comprehensive understanding of the school's performance.



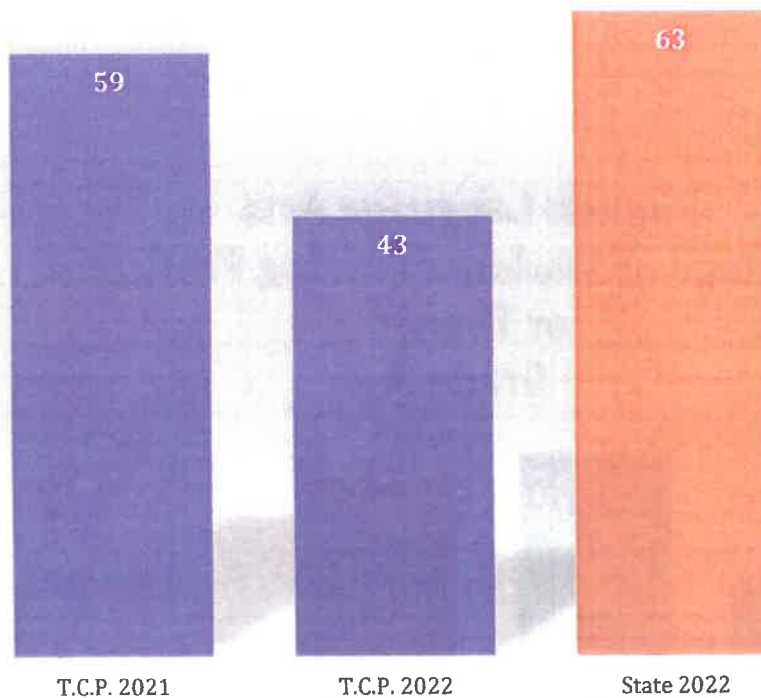
## Ohio State Test Results

The graphs which follow show T.C.P. student performance on the State of Ohio tests administered in the Spring of 2022. This performance can be compared to T.C.P. student performance in the Spring of 2021, and to student performance statewide. The tests were in English Language Arts (ELA), Mathematics, and Science (Grade 5 only). The columns represent the percentage of students who scored proficient or higher on state tests. The 1<sup>st</sup> column shows the percentage of T.C.P. students proficient or higher in school year 2021, the 2<sup>nd</sup> column for T.C.P. students in school year 2022, and the 3<sup>rd</sup> column for all students tested in Ohio for school year 2022.

### English Language Arts Percentage of Students Scoring Proficient or Higher Grade 3

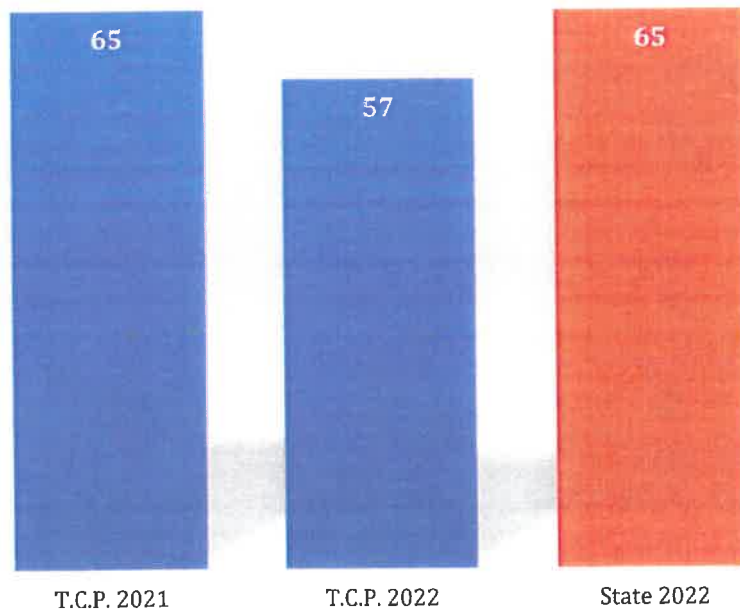


## English Language Arts Percentage of Students Scoring Proficient or Higher Grade 4



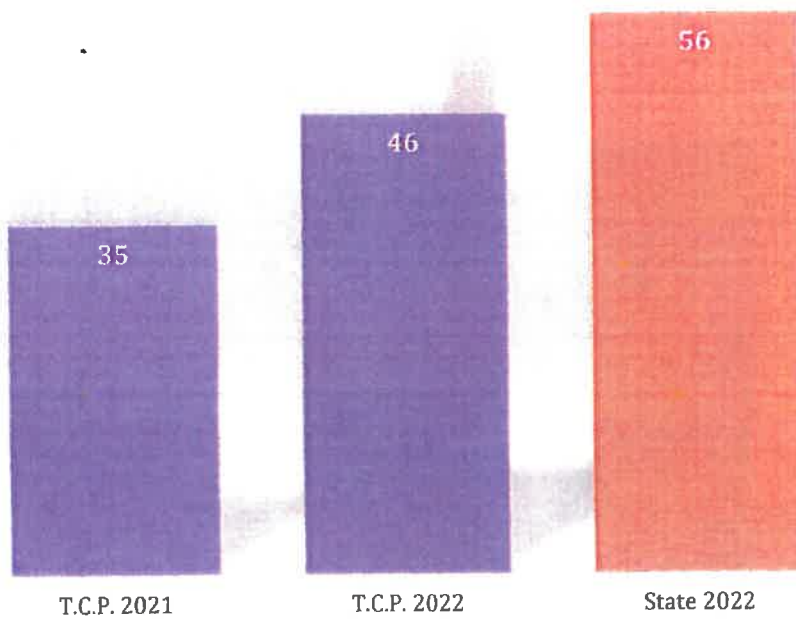
On the spring 2022 state English language arts test, 43 percent of T.C.P. 4<sup>th</sup> graders achieved a score of 'proficient' or above. This marked a 16% decline from proficiency in SY 2021. The causes of this decline are difficult to pinpoint with certainty. It may represent learning loss caused by the nationwide school shutdown due to COVID, it may represent behavioral issues among some of these students, or it may be a combination of these or other factors. Our goal in the summer was to identify the students who needed attention and work more intensively with them. Our goal with respect to test scores is to work intensively with these students this coming school year and achieve much higher test scores in Spring 2023.

## English Language Arts Percentage of Students Scoring Proficient or Higher Grade 5

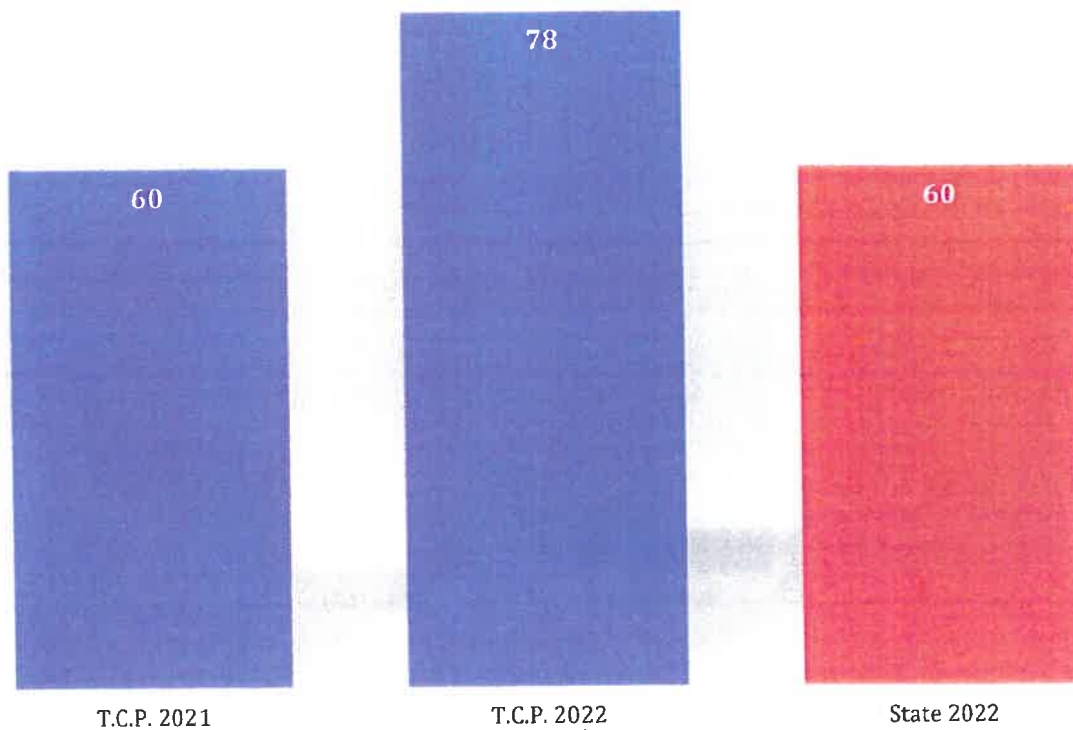


On the spring 2022 state English language arts test, 57 percent of T.C.P. 5<sup>th</sup> graders achieved a score of 'proficient' or above. This marked an 8% decline from proficiency in SY 2021. The causes of this decline are difficult to pinpoint with certainty. It may represent learning loss caused by the nationwide school shutdown due to COVID, it may represent behavioral issues among some of these students, or it may be a combination of these or other factors. Our goal in the summer was to identify the students who needed attention and work more intensively with them. Our goal with respect to test scores is to work intensively with these students this coming school year and achieve much higher test scores in Spring 2023.

English Language Arts  
Percentage of Students Scoring Proficient or  
Higher  
Grade 6

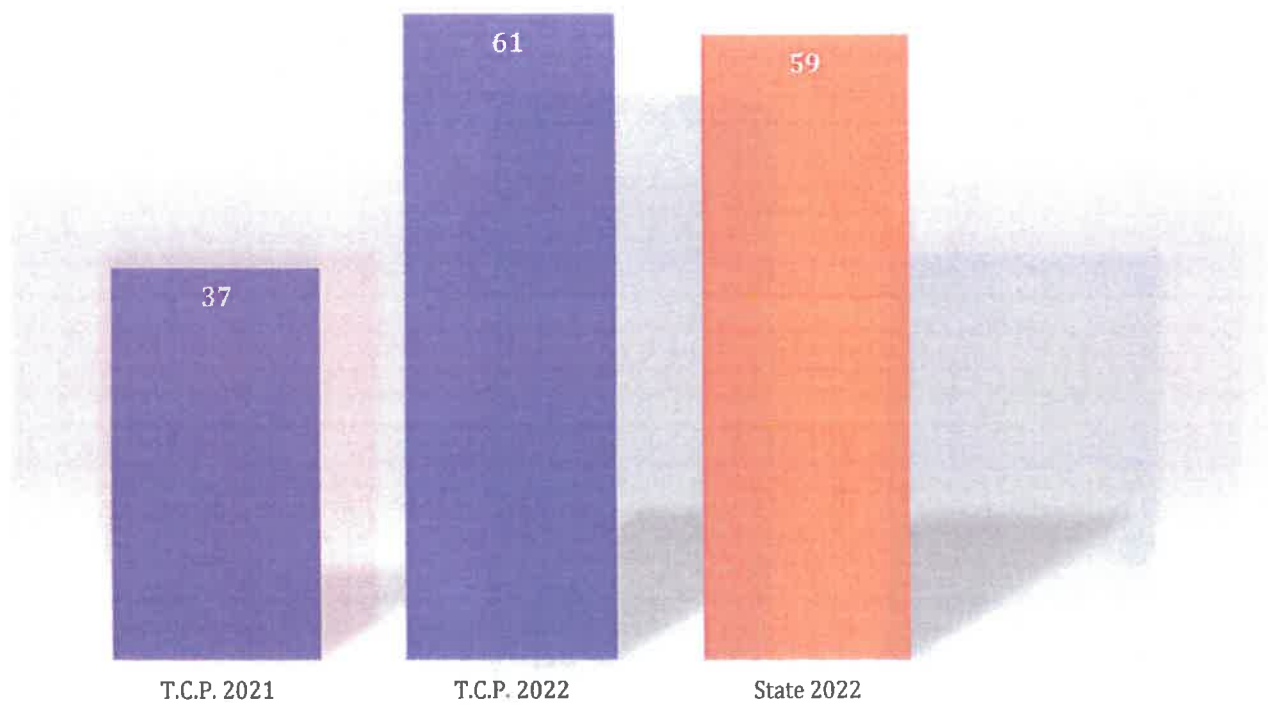


English Language Arts  
Percentage of Students Scoring Proficient or  
Higher  
Grade 7



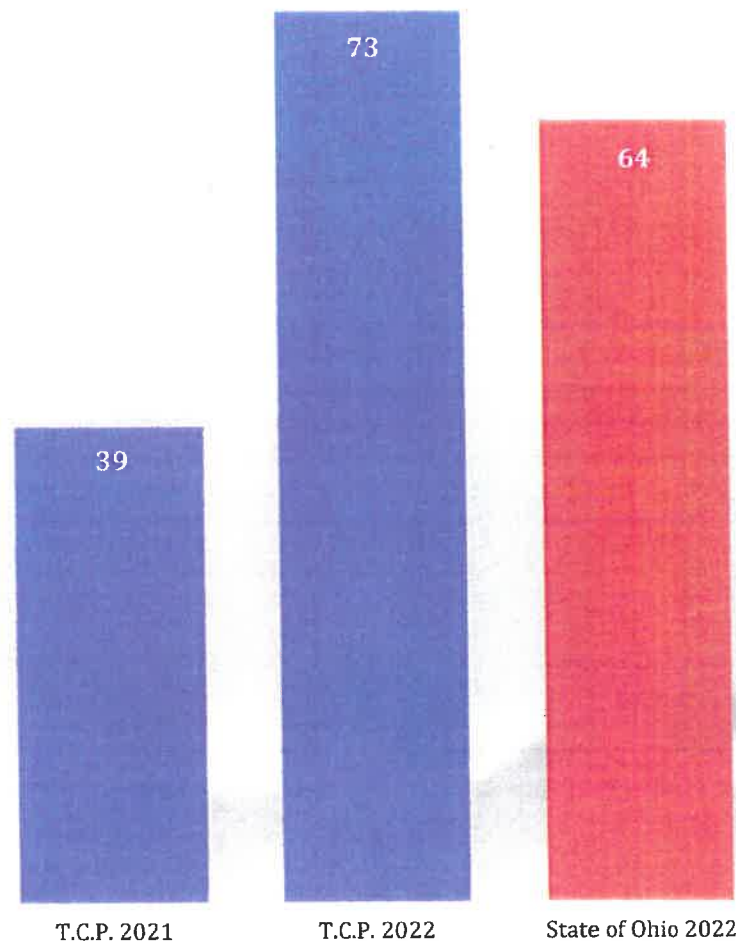
On the state ELA test, 7<sup>th</sup> grade, T.C.P. students improved significantly from SY 2021 and exceeded the statewide proficiency level by 18%.

## Mathematics Percentage of Students Scoring Proficient or Higher Grade 3



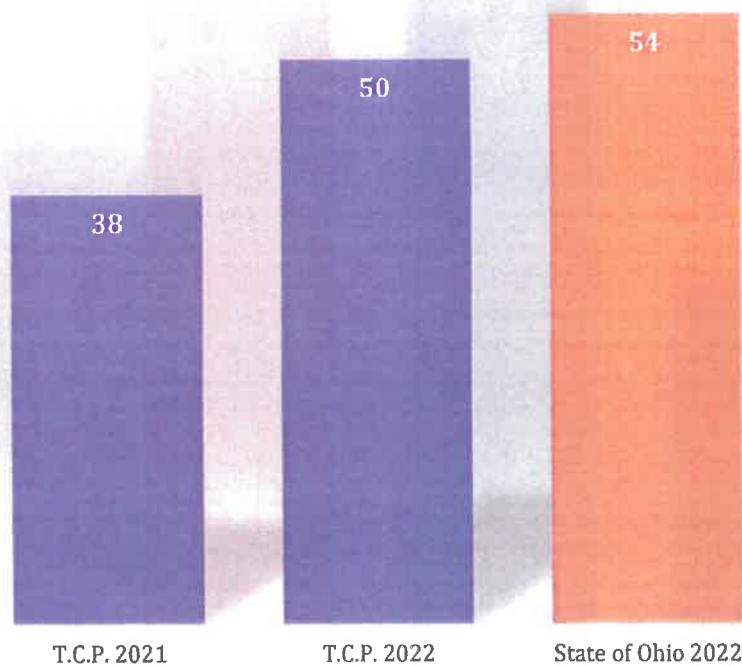
In school year (SY) 2021-2022, 3<sup>rd</sup> grade T.C.P. student performance in math jumped to 61%, a considerable improvement over the 37% proficiency in SY 2021-2021. The 61% proficiency was 2% points over students statewide. Our goal is to work hard this coming school year to achieve a significant improvement.

**MATHEMATICS  
THE PERCENTAGE OF STUDENTS WHO  
SCORED PROFICIENT OR HIGHER  
4<sup>TH</sup> GRADE**



In 4<sup>th</sup> grade, 73% of T.C.P. World Academy students scored proficient or higher. In all of Ohio, the percentage of students who scored proficient or higher was 64%. In addition to comparing favorably vis-à-vis the statewide proficiency level, T.C.P.'s 4<sup>th</sup> grade saw an immense improvement of 34% over last school year.

## Mathematics The Percentage of Students Scoring Proficient or Higher 5th Grade

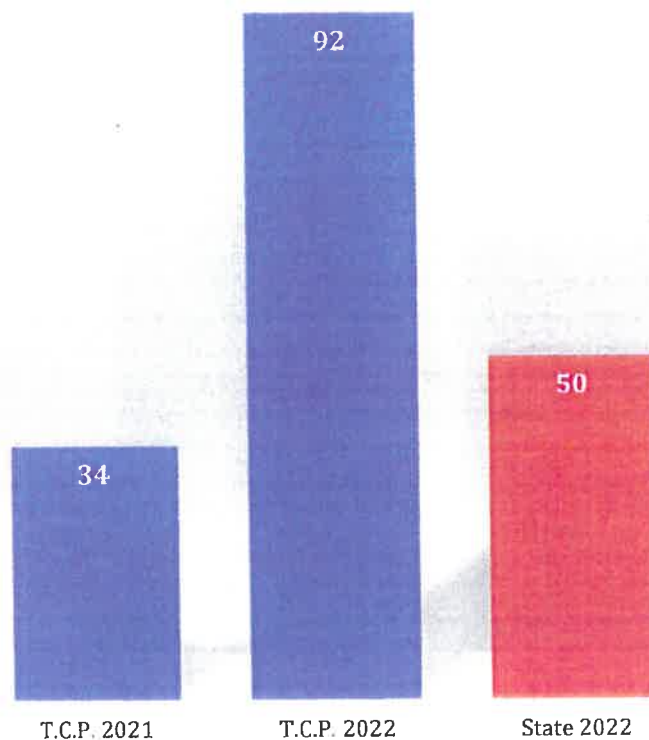


In 5<sup>th</sup> grade, 50% of T.C.P. students scored proficient or higher. In all of Ohio, the percentage of students who scored proficient or higher was 54%. T.C.P.'s 5<sup>th</sup> grade saw a marked improvement of 12% over last year's mark.

# Mathematics

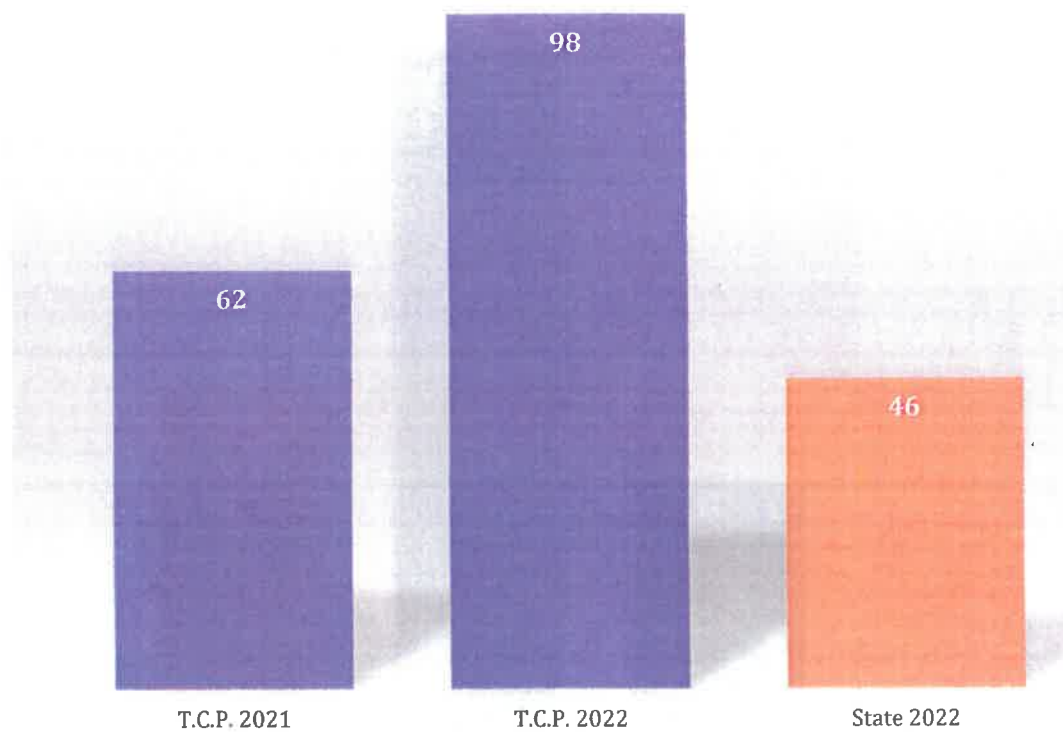
## Percentage of Students Scoring Proficient or Higher

### Grade 6




In 6<sup>th</sup> grade, 92% of T.C.P. students scored proficient or higher. In all of Ohio, the percentage of students who scored proficient or higher was 50%. The 92% proficiency this year marks a vast improvement in 6<sup>th</sup> grade mathematics proficiency and serves as a valuable and significant data point indicating that T.C.P. was able to overcome the learning gaps that affected the 6<sup>th</sup> graders. during the COVID-19 epidemic, as it affected schools throughout the nation.

Mathematics  
Percentage of Students Scoring  
Proficient or Higher  
Grade 7



In mathematics, as they prepare to move on to 8<sup>th</sup> grade and high school soon thereafter, 98% of T.C.P. 7<sup>th</sup> graders scored proficient or higher. In all of Ohio, the percentage of students who scored proficient or higher was 46%.

Science  
Percentage of Students Scoring Proficient or  
Higher  
Grade 5







*Mike DeWine and Jon Husted*  
*Governor and Lieutenant Governor of Ohio*  
*do hereby officially recognize*

**VICTORIA GAVIN**

**FOR YOUR WINNING SUBMISSION TO THE  
2022 MARTIN LUTHER KING, JR.  
ART, WRITING & MULTIMEDIA CONTEST**

On behalf of the State of Ohio, we congratulate you for your winning entry in the Ohio Civil Rights Commission's 2022 Dr. Martin Luther King, Jr. Art, Writing, and Multimedia Contest. We commend you for inspiring others to stand against hatred through your art and expression, and we join your friends and family in celebrating this well-deserved recognition. Best wishes for continued success in all your future endeavors!

On this 24<sup>th</sup> day of February 2022;


Mike DeWine  
Governor

Jon Husted  
Lieutenant Governor





THE GENERAL ASSEMBLY OF  
**THE STATE OF OHIO**



**HOUSE OF REPRESENTATIVES**

UNDER THE SPONSORSHIP OF

**REPRESENTATIVE BRIGID KELLY**  
HOUSE DISTRICT 31

On behalf of the members of the House of Representatives of the 134th General Assembly of Ohio, we are pleased to pay tribute to

**VICTORIA GAVIN**

on receiving first-place honors in the sixth-grade essay category of the 2022 Dr. Martin Luther King, Jr., Art, Essay, and Multimedia Contest.

A student at TCP World Academy, you are truly deserving of praise for admirably illustrating the theme, "Fighting Against Injustice," in this year's Dr. Martin Luther King, Jr., Art, Essay, and Multimedia Contest, sponsored by the Ohio Civil Rights Commission. Your writing has revealed a number of inspirational strengths, and without question, your accomplishment reflects clarity of purpose and a capacity for great success.

This annual event celebrates the compelling ideals and boundless enthusiasm of our nation's youth, and it is an opportunity to showcase the wealth of kindness, courage, and industriousness in their ranks. Indeed, you are a reflection of the many ways in which society is enriched by the dedication and vision found among tomorrow's leaders, and by earnestly pursuing your personal goals, you have set an outstanding example for others.

Thus, with sincere pleasure, we applaud you on your impressive achievement and extend best wishes for a bright, rewarding future.

  
**BRIGID KELLY**  
REPRESENTATIVE  
HOUSE DISTRICT 31



  
**ROBERT R. CUPP**  
SPEAKER  
OHIO HOUSE OF REPRESENTATIVES



OHIO CIVIL RIGHTS COMMISSION  
2022 DR. MARTIN LUTHER KING, JR.  
ART, ESSAY, AND MULTIMEDIA CONTEST

*6th Grade  
Essay Contest Winner*

**Victoria Gavin**

TCP WORLD ACADEMY  
CINCINNATI, OHIO

PRESENTED FEBRUARY 24, 2022

*Fighting Against Injustice*

*Angela Phelps-White*

EXECUTIVE DIRECTOR ANGELA PHELPS-WHITE



*L. Barreras*

CHAIR LORI BARRERAS






**Field Day 2022.** Kindergarten teacher Ms. Styles, Ms. French, Ms. Ashley, Ms. Paula, parent volunteers, and the kids get ready to have fun at the playground! On Field Day, we were blessed with the help of a number of parents, and together everyone enjoyed games, activities, fun food, and a great time!



**Field Day 2022, basketball.** Ms. Branson and Mr. Goins captain the staff team against the student team. The kids played hard and with spirit, and after adjusting for the height difference, the game ended in a tie!



**Ms. Connie's 2nd graders study hard while staying safe.** As students returned to the school after the nationwide pandemic shutdown, teachers and students worked hard to get back into the academic groove!



**Ms. Darling's 3rd graders stay focused on their lessons.**





Charles Holmes, of the Cincinnati Fire Department, explains the duties and responsibilities of firefighters. Our Career Pathways program brought a number of career professionals to the 7th grade classroom, to inspire the students with the wide range of careers that will be open to them if they stay in school, and how academic achievement opens the doors to opportunity.



On Field Day, Mrs. Jones-Schraer's 6th graders enjoyed lunch at a local restaurant, in honor of their splendid achievement on the Ohio State Tests in the Spring.



Ms. Tylka and parent volunteers encourage her students to give it their all in a game of tug-of-war, on Field Day.



# **Technological College Preparatory World Academy**

## **Financial Report**



**FY 2021-2022**

**This page left blank intentionally**

TCP WORLD ACADEMY-A  
Balance Sheet  
June 30, 2022

ASSETS

|                                     |           |                     |
|-------------------------------------|-----------|---------------------|
| <b>Current Assets</b>               |           |                     |
| Petty Cash                          | \$        | 1,150.00            |
| Cash In Bank - General Fund         |           | 432,950.41          |
| Cash in Bank - Payroll Account      |           | 481,723.90          |
| Accounts Receivable                 |           | 108,367.72          |
|                                     |           | <hr/>               |
| <b>Total Current Assets</b>         |           | <b>1,024,192.03</b> |
| <b>Property and Equipment</b>       |           |                     |
| Property and Equipment              |           | 155,676.98          |
| Furnitures and Equipment            |           | 13,185.42           |
| Leasehold Improvement               |           | 142,009.78          |
| Accumulated Depreciation            |           | (231,614.29)        |
|                                     |           | <hr/>               |
| <b>Total Property and Equipment</b> |           | <b>79,257.89</b>    |
| <b>Other Assets</b>                 |           |                     |
| Deferred Outflows - STRS            |           | 134,212.00          |
| Deferred Outflows - SERS            |           | 180,298.00          |
| Deferred Inflows - SERS             |           | 218,354.00          |
|                                     |           | <hr/>               |
| <b>Total Other Assets</b>           |           | <b>532,864.00</b>   |
| <b>Total Assets</b>                 | <b>\$</b> | <b>1,636,313.92</b> |
|                                     |           | <hr/> <hr/>         |

LIABILITIES AND CAPITAL

|  |           |                       |
|--|-----------|-----------------------|
| <b>Current Liabilities</b>             |           |                       |
| Accounts Payable                       | \$        | 20,168.24             |
| Accrued Wages                          |           | 194,016.45            |
| STRS - Employees' Contribution         |           | 9,711.41              |
| SERS - Employees' Contribution         |           | 10,293.86             |
| Employees' Legal Shield Cont           |           | 217.14                |
| Intergovernmental Payables             |           | 27,162.30             |
|  |           | <hr/>                 |
| <b>Total Current Liabilities</b>       |           | <b>261,569.40</b>     |
| <b>Long-Term Liabilities</b>           |           |                       |
| Net Pension Liability                  |           | 6,459,714.00          |
|  |           | <hr/>                 |
| <b>Total Long-Term Liabilities</b>     |           | <b>6,459,714.00</b>   |
| <b>Total Liabilities</b>               |           | <b>6,721,283.40</b>   |
| <b>Capital</b>                         |           |                       |
| Retained Earnings                      |           | (5,941,819.93)        |
| Retained Earnings                      |           | 535,598.33            |
| Net Income                             |           | 321,252.12            |
|  |           | <hr/>                 |
| <b>Total Capital</b>                   |           | <b>(5,084,969.48)</b> |
| <b>Total Liabilities &amp; Capital</b> | <b>\$</b> | <b>1,636,313.92</b>   |
|  |           | <hr/> <hr/>           |

Unaudited - For Management Purposes Only



**TCP WORLD ACADEMY-A**  
**Income Statement**  
**For the Twelve Months Ending June 30, 2022**

|                                | Current Month     |               | Year to Date        |               |
|--------------------------------|-------------------|---------------|---------------------|---------------|
| <b>Revenues</b>                |                   |               |                     |               |
| JV Withholding                 | \$ 0.00           | 0.00          | \$ (5,844.96)       | (0.43)        |
| Casino Money Share             | 0.00              | 0.00          | 29,924.06           | 2.20          |
| Miscellaneous Income           | 1,631.70          | 0.81          | 19,364.50           | 1.42          |
| Rent Income                    | 1,000.00          | 0.50          | 11,000.00           | 0.81          |
| State -Opportunity Grant       | 257,731.92        | 128.55        | 2,814,713.51        | 206.88        |
| State - Targeted Assistance    | 0.00              | 0.00          | 245,215.40          | 18.02         |
| State - K-3 Funding            | 0.00              | 0.00          | 36,398.59           | 2.68          |
| State - English Learner        | 914.83            | 0.46          | 10,516.24           | 0.77          |
| State - Special Education      | 19,989.91         | 9.97          | 215,181.90          | 15.82         |
| State - Facilities Funding     | 12,527.70         | 6.25          | 217,860.58          | 16.01         |
| Economic Dis Adv Funding       | 23,988.85         | 11.97         | 293,406.07          | 21.57         |
| State - Student Wellness       | 13,984.49         | 6.98          | 187,947.77          | 13.81         |
| Nutrition - Lunch - Receipt    | 27,767.37         | 13.85         | 363,872.45          | 26.74         |
| Nutrition - Breakfast-Receipt  | 15,854.03         | 7.91          | 185,464.03          | 13.63         |
| Nutrition - Fruit & Vegetable  | 892.22            | 0.45          | 4,588.84            | 0.34          |
| Receipt - ESSER'S 1            | 0.00              | 0.00          | 125,968.55          | 9.26          |
| Receipt - ESSERS               | 0.00              | 0.00          | 40,347.43           | 2.97          |
| Receipt - ESSER'S 11           | 77,147.68         | 38.48         | 618,191.90          | 45.44         |
| Covid - Broadband              | 0.00              | 0.00          | 2,477.77            | 0.18          |
| Special Ed - Part B-Idea       | 18,069.00         | 9.01          | 94,887.96           | 6.97          |
| Title 1 - Receipt              | 76,963.41         | 38.39         | 422,922.88          | 31.08         |
| Educator Quality/Imp Teacher   | 7,311.18          | 3.65          | 34,741.16           | 2.55          |
| Title IV-A Receipt             | 21,000.00         | 10.47         | 21,000.00           | 1.54          |
| <b>Total Revenues</b>          | <b>576,774.29</b> | <b>287.68</b> | <b>5,990,146.63</b> | <b>440.28</b> |
| <b>Cost of Sales</b>           |                   |               |                     |               |
| <b>Total Cost of Sales</b>     | <b>0.00</b>       | <b>0.00</b>   | <b>0.00</b>         | <b>0.00</b>   |
| <b>Gross Profit</b>            | <b>576,774.29</b> | <b>287.68</b> | <b>5,990,146.63</b> | <b>440.28</b> |
| <b>Expenses</b>                |                   |               |                     |               |
| Salaries-Eco Dis-Extend SY     | 0.00              | 0.00          | 21,888.39           | 1.61          |
| Med Ben-Eco Dis-Extended SY    | 0.00              | 0.00          | 14,115.86           | 1.04          |
| Salaries-reading Imp/Inter     | 0.00              | 0.00          | 17,808.50           | 1.31          |
| Salaries-Eco Dis-Extend SY     | 0.00              | 0.00          | 25,080.12           | 1.84          |
| Ret Ben- Eco Dis- Extended SY  | 2,042.92          | 1.02          | 18,144.44           | 1.33          |
| Salaries-Eco Dis-Extend SY     | 7,296.13          | 3.64          | 62,911.84           | 4.62          |
| Salary Expense                 | 146,161.25        | 72.90         | 1,672,015.45        | 122.89        |
| Payroll Tax Expense            | 2,606.81          | 1.30          | 48,814.87           | 3.59          |
| Retirement Benefits            | 25,646.60         | 12.79         | 279,142.68          | 20.52         |
| Ret Ben - Eco Dis- Reading     | 0.00              | 0.00          | 2,242.16            | 0.16          |
| Traver/Seminar Expenses        | 0.00              | 0.00          | 2,283.86            | 0.17          |
| Advertising Expenses           | 0.00              | 0.00          | 718.18              | 0.05          |
| SWOCA/EMIS Expense             | 0.00              | 0.00          | 23,560.00           | 1.73          |
| Salaries - Non- CCIP           | 8,483.50          | 4.23          | 89,937.84           | 6.61          |
| Retirement Benefits - Non-CCIP | 1,288.50          | 0.64          | 10,548.06           | 0.78          |
| Payroll Taxes - Non-CCP        | 0.00              | 0.00          | 509.02              | 0.04          |
| Medical Benefits - Non-CCIP    | 0.00              | 0.00          | 5,260.58            | 0.39          |
| Speech Pathologist - Non-CCIP  | 0.00              | 0.00          | 15,646.00           | 1.15          |
| Psychologist - Non-CCIP        | 0.00              | 0.00          | 16,525.00           | 1.21          |
| Board Meeting Honorarium       | 625.00            | 0.31          | 7,500.00            | 0.55          |
| Employee Medical Benefits      | (5,735.00)        | (2.86)        | 462,910.58          | 34.02         |
| Rent - Building                | 22,832.18         | 11.39         | 263,097.18          | 19.34         |
| Postage/Freight Expense        | 0.00              | 0.00          | 85.20               | 0.01          |
| Permits & Licenses             | 0.00              | 0.00          | 136.50              | 0.01          |

For Management Purposes Only



TCP WORLD ACADEMY-A  
Income Statement  
For the Twelve Months Ending June 30, 2022

|                                | Current Month |        | Year to Date |        |
|--------------------------------|---------------|--------|--------------|--------|
| Trash Collections              | 553.34        | 0.28   | 15,991.41    | 1.18   |
| Sponsor's Fee                  | 8,901.79      | 4.44   | 108,241.32   | 7.96   |
| Pest Control                   | 0.00          | 0.00   | 4,485.76     | 0.33   |
| Medical Supplies/Services      | 0.00          | 0.00   | 25,386.89    | 1.87   |
| Audit/Other Fees               | 0.00          | 0.00   | 18,471.50    | 1.36   |
| Insurance Expense              | 0.00          | 0.00   | 1,448.13     | 0.11   |
| Payroll Services               | 16.44         | 0.01   | 12,991.72    | 0.95   |
| Leased Expense                 | 903.31        | 0.45   | 8,807.33     | 0.65   |
| Telephone Expense              | 2,084.10      | 1.04   | 38,149.56    | 2.80   |
| Security System                | 0.00          | 0.00   | 13,774.09    | 1.01   |
| Instructional Supplies         | 2,718.57      | 1.36   | 94,298.72    | 6.93   |
| Staff Support                  | 4,755.91      | 2.37   | 156,405.58   | 11.50  |
| Instructional Support          | 1,119.10      | 0.56   | 39,225.12    | 2.88   |
| Professional Development       | 0.00          | 0.00   | 1,350.00     | 0.10   |
| Office Supplies Expenses       | 1,408.48      | 0.70   | 20,595.03    | 1.51   |
| Equipment/Fixtures Expenses    | 0.00          | 0.00   | 54,999.16    | 4.04   |
| Bank Service Charges           | 6.00          | 0.00   | 91.47        | 0.01   |
| Repairs & Maintenance          | 0.00          | 0.00   | 33,957.16    | 2.50   |
| Utilities - Water              | 744.47        | 0.37   | 11,128.07    | 0.82   |
| Utilities - Gas/Electric       | 2,521.88      | 1.26   | 44,195.40    | 3.25   |
| Building Supplies              | 14,255.78     | 7.11   | 85,944.21    | 6.32   |
| Cleaning Supplies              | 966.73        | 0.48   | 24,472.51    | 1.80   |
| JV48 ODE Temporary W/holding   | 0.00          | 0.00   | 11,625.87    | 0.85   |
| In-Service Expenses            | 0.00          | 0.00   | 1,469.76     | 0.11   |
| Perfect Attendance             | 0.00          | 0.00   | 8,400.00     | 0.62   |
| Field Trips Expenses           | 0.00          | 0.00   | 30.00        | 0.00   |
| Other Office Expense           | 3,784.96      | 1.89   | 210,163.64   | 15.45  |
| Workers Comp. - Nutrition      | 13,380.70     | 6.67   | 25,218.74    | 1.85   |
| Salaries - Nutrition           | 0.00          | 0.00   | 109,655.22   | 8.06   |
| Payroll Tax - Nutrition        | 0.00          | 0.00   | 14,961.08    | 1.10   |
| Retirement Benefit- Nutrition  | 1,973.78      | 0.98   | 21,904.02    | 1.61   |
| Permits/Licenses - Nutrition   | 0.00          | 0.00   | 825.00       | 0.06   |
| Medical Benefits - Nutrition   | 0.00          | 0.00   | 18,822.63    | 1.38   |
| Lunchroom Services - Nutrition | 1,077.50      | 0.54   | 14,121.75    | 1.04   |
| Milk Program - Nutrition       | 1,168.80      | 0.58   | 23,304.36    | 1.71   |
| Food Program                   | 11,777.44     | 5.87   | 215,898.53   | 15.87  |
| Other Food Supplies- Nutrition | 0.00          | 0.00   | 6,166.71     | 0.45   |
| Salaries - ESSER 11            | 21,791.92     | 10.87  | 196,125.28   | 14.42  |
| Retirement Ben - ESSER'S 11    | 3,050.86      | 1.52   | 45,575.64    | 3.35   |
| Instructional Resources        | 0.00          | 0.00   | 254,998.26   | 18.74  |
| Equipment/Supplies             | 0.00          | 0.00   | 2,016.00     | 0.15   |
| Med Benefits - ESSER'S 11      | 0.00          | 0.00   | 48,234.46    | 3.55   |
| Safety & Cleaning Supplies     | 0.00          | 0.00   | 18,060.35    | 1.33   |
| 507-Safety & Cleaning Supplies | 1,874.53      | 0.93   | 23,290.76    | 1.71   |
| 507- Family/Community          | 0.00          | 0.00   | 4,715.40     | 0.35   |
| Special Education - Salaries   | 5,175.58      | 2.58   | 58,649.15    | 4.31   |
| Special Education - Retirement | 869.60        | 0.43   | 10,133.19    | 0.74   |
| Special Ed - Medical Benefits  | 0.00          | 0.00   | 4,509.77     | 0.33   |
| Special Education - Speech     | 0.00          | 0.00   | 20,150.00    | 1.48   |
| Special Ed - Psychologist      | 0.00          | 0.00   | 20,100.00    | 1.48   |
| Title 1 - Salaries             | 23,215.06     | 11.58  | 293,116.74   | 21.54  |
| Title 1 - Retirement Benefits  | 3,250.10      | 1.62   | 39,361.92    | 2.89   |
| Title 1 - Medical Benefits     | 0.00          | 0.00   | 29,223.21    | 2.15   |
| Title 1 - Family/Community     | 0.00          | 0.00   | 2,417.00     | 0.18   |
| Improving Teacher - Salaries   | 3,184.20      | 1.59   | 36,788.98    | 2.70   |
| Improving Teacher - Retirement | 0.00          | 0.00   | 3,568.64     | 0.26   |
| Total Expenses                 | 347,778.82    | 173.46 | 5,668,894.51 | 416.67 |

For Management Purposes Only



TCP WORLD ACADEMY-A  
Income Statement  
For the Twelve Months Ending June 30, 2022

|            | Current Month |        | Year to Date  |       |
|------------|---------------|--------|---------------|-------|
| Net Income | \$ 228,995.47 | 114.22 | \$ 321,252.12 | 23.61 |



## **Fast Facts**

T.C.P. (Technological College Preparatory) World Academy was founded in 2000 by Ms. Karen Y. French, a longtime educator and a Cincinnati transplant from California. Since then, the school, its staff, and Ms. French have garnered awards for their dedication. In 2002, Ms. French received a Congressional Citation for Excellence in Educational Reform and Leadership. In 2020 and 2017 T.C.P. earned the National School Choice School Choice Leadership Award. The Ohio Alliance for Public Charter Schools awarded T.C.P. the 'Certificate of Achievement School of the Year Honorable Mention' for school year 2014-'15. In 2003 and 2005, the school received commendations of "Effective" and "Excellent," respectively. In 2021, Niche.com, a national school ranking organization, recognized T.C.P. as the #1 Best Charter Elementary School in the Cincinnati area, and reaffirmed T.C.P. as a leading Charter School in Cincinnati.



Technology used in classrooms:

- ELMO projectors
- Big-screen televisions
- Computers for Star Reading and Math, Accelerated Reader and Math, A-Z Reading
- Remote Learning apps such as IXL, Nearpod, MobyMax, EPIC, Star Reader and ReadWorks
- Chromebooks (all grades K-7)
- iPads (K)

We are partnered with Crayons to Computers, for discounts on books and school supplies.

Throughout the year, some school activities include:

- Lecture/Speaker Series during Black History Month
- Career Pathways – Presentations by men and women in the higher professions

Awards/Commendations

- 2014-15 Certificate of Achievement School of The Year Honorable Mention, from Ohio Alliance for Public Charter Schools
- 2017 National School Choice School Choice Leadership Award
- 2020 National School Choice School Choice Leadership Award

T.C.P. World Academy uses Positive Discipline Plan and Positive Behavior Intervention and Supports, as well as the Parent and Student Handbook, to guide student behavior expectations by incorporating rewards for exhibiting positive behavior, good character, and exceptional values. The school has also partnered with COPA for Bullying and Child Assault Prevention training.

The school has also implemented a School Emergency Plan, approved by the Ohio Department of Education (ODE) and the Ohio Homeland Security (OHS).

Our Administration

- Karen French, Superintendent/ Principal
- Lauren Branson, Assistant Principal

Our Board of Directors

Ryan Griffin, President  
Darlene Nunley  
David Goins  
LaVern Payne  
Virginia Cole

**T.C.P. World Academy**

6000 Ridge Ave. Cincinnati, OH 45213

Phone: 513-531-9500 Fax: 513-531-2406

Website: [www.tcpworldacademy.us](http://www.tcpworldacademy.us)

