

Annual Report

SY 2020-2021

Technological College Preparatory World Academy
6000 Ridge Ave. Cincinnati, OH 45213
Phone: 513-531-9500
Fax: 513-531-2406
Website: www.tcpworldacademy.us



FROM THE DESK OF THE SUPERINTENDENT, PRINCIPAL & FOUNDER

Dear Parents and Caretakers, Staff, Students, and Interested Stakeholders,

In early 2020, COVID-19 swept the world, causing major upheaval to all aspects of life. For far too many families, the pandemic brought tragedy in the form of lost loved ones. In the United States, the crisis resulted in unprecedented school closures in the spring of 2020. The shutdown interrupted learning for millions of students throughout the nation and the world.

Responding to the Crisis

Although the year brought crisis, it also saw innovation and resilience in the face of the pandemic. At T.C.P. World Academy, a recognition of the consequences of the nationwide school shutdown confirmed the importance of our mission to provide a quality education and underscored the need to adapt. Soon after the shutdown we saw that the need to adapt to radically changed circumstances would give rise to complex challenges as well as salutary opportunities. To a great degree, technology proved to be key to addressing these needs.

Within days of the Governor's stay-at-home order, T.C.P. World Academy shifted to a remote working environment and a virtual instruction model, utilizing technology to connect students to teachers. The transition proved challenging, but the school succeeded in implementing a teaching platform that worked. This platform helped ensure that T.C.P. stood ready to pursue its mission of empowering children with a quality education that enables them to become life-long learners.

When the shutdown forced students to stay home, we reaffirmed that learning remained a priority. We provided computers to every child who needed one, we enabled internet connectivity for families, and we delivered lessons and assignments daily that enabled teachers to assess their students' progress. The shutdown nonetheless created unique challenges in assessing the academic progress of students as well as in evaluating their social and emotional needs amidst the pandemic. Communication became crucial. In this connection, our close relationships with parents and caretakers gave us insight into the needs of students as they adapted to the exigencies of the crisis.

The Federal and State Governments Provide Assistance

Additionally, we took the opportunity, provided by federal grants that channeled millions of dollars to the states to address the urgent needs of our nation's schools, to purchase technology that enabled teachers to provide classes to their children remotely which mirrored the actual classroom experience and served to minimize learning loss; to install a ventilation system to reduce the risk of air-borne infection and improve air quality; to remodel restrooms featuring safer touchless faucets and towel dispensers; to remodel the lower floor at St. Peter's Church to allow more classrooms for increased distancing among our kindergartners and 2nd graders; to affix shields to every student desk; and to purchase sanitization supplies and pay staff to work extra hours to make our facilities resistant to the coronavirus and healthier in every respect. All the improvements and steps taken during the past year will enable us to bring students back to school safely in the new school year.

Federal and state grants also enabled us to purchase a wide spectrum of high-quality instructional materials and software applications for remote instruction and provided funds for extensive training in effective remote and hybrid instruction. Grant funding enabled T.C.P. World Academy to provide free meals to families during the closure. Our administration and caring, dedicated kitchen staff worked hard to carry out this project, which gave many of our families extra help overcoming the financial hardships produced by the pandemic.

This report provides data about the academic achievements of our students, a brief summary of grant spending for the year, and a financial report. I am pleased to report that T.C.P. World Academy maintained a balanced budget in fiscal year 2020-21.

The attendance rate for students and teachers was determined by daily participation in Google Meet lesson plans, assignments entered and completed in Google Classroom. For school year 2021, the teacher attendance rate was 93%, and student attendance was 92%, reflecting our student families' exceptional strength and commitment in the midst of the pandemic. Due to the state-wide school shutdown during the COVID-19 pandemic, the State Achievement Test for grades 3-7 were not administered in school year 2019 -'20. Therefore we have included in this report achievement scores for T.C.P. World Academy in 2021 compared to those in 2019, as well as the state test scores for 2021.

Educators, Families, and Students Working Together

Although educators and students worked hard to adapt, the challenges generated by the pandemic affected the ability of some students to concentrate. With respect to student performance on the spring 2021 state tests, results were somewhat mixed. In English language arts, our 4th, 5th, and 7th graders did well compared to overall state performance. In math, our 7th graders' testing scores exceeded the state average significantly. However, some learning loss occurred in grade 6 English and grades 3, 4, and 5 mathematics. Although morning attendance in these remote classes was high, afternoon attendance declined significantly as some students appeared to have decided not to show up after the lunch break, and we believe this resulted in a higher degree of learning loss.

Consequently, we worked to achieve high attendance in summer school and were rewarded by seeing 226 children attend during summer. Additionally, we are starting the 2021-2022 school year early. We feel confident that an intensive and focused instructional program in the new school year will see us bridging the learning gaps that opened during the shutdown.

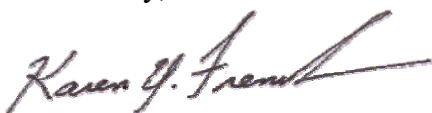
A New Horizon Appears

The past year brought hardship to most and personal tragedy to many. Although the scourge has receded significantly, society still suffers the crucible. But hope endures, and in adversity we've seen much to make us all proud. By focusing on the core principles which have proven their value in past years and adapting them to the needs of this generation, T.C.P. World Academy is taking strides to overcome the challenges raised by the coronavirus pandemic and to bridge the learning gaps that occurred during an extremely difficult year.

I'm proud to have worked together with such a passionate and dedicated teaching and support staff who prioritized serving their students, parents, and the community, even while they themselves coped with the harsh realities of the pandemic and the confluence of political, social, and cultural changes that came in its wake. Above all, I was inspired by the hard work of our students and parents. Without you, it would all be for nothing. With you, it is for something manifestly precious.

We remain steadfast in our mission of providing the best possible education for our children. Blessed with the dedication of all our good families, and with God's boundless grace and faithful guidance, I look forward with confidence to the opportunities that face us now, and to the limitless possibilities that lie on a bright new horizon.

Sincerely,

A handwritten signature in dark ink, appearing to read "Karen Y. French", with a stylized, flowing script.

Karen Y. French





TCP World Academy Rankings

Niche ranks nearly 100,000 schools and districts based on statistics and millions of opinions from students and parents.

Best Charter Elementary Schools in Ohio

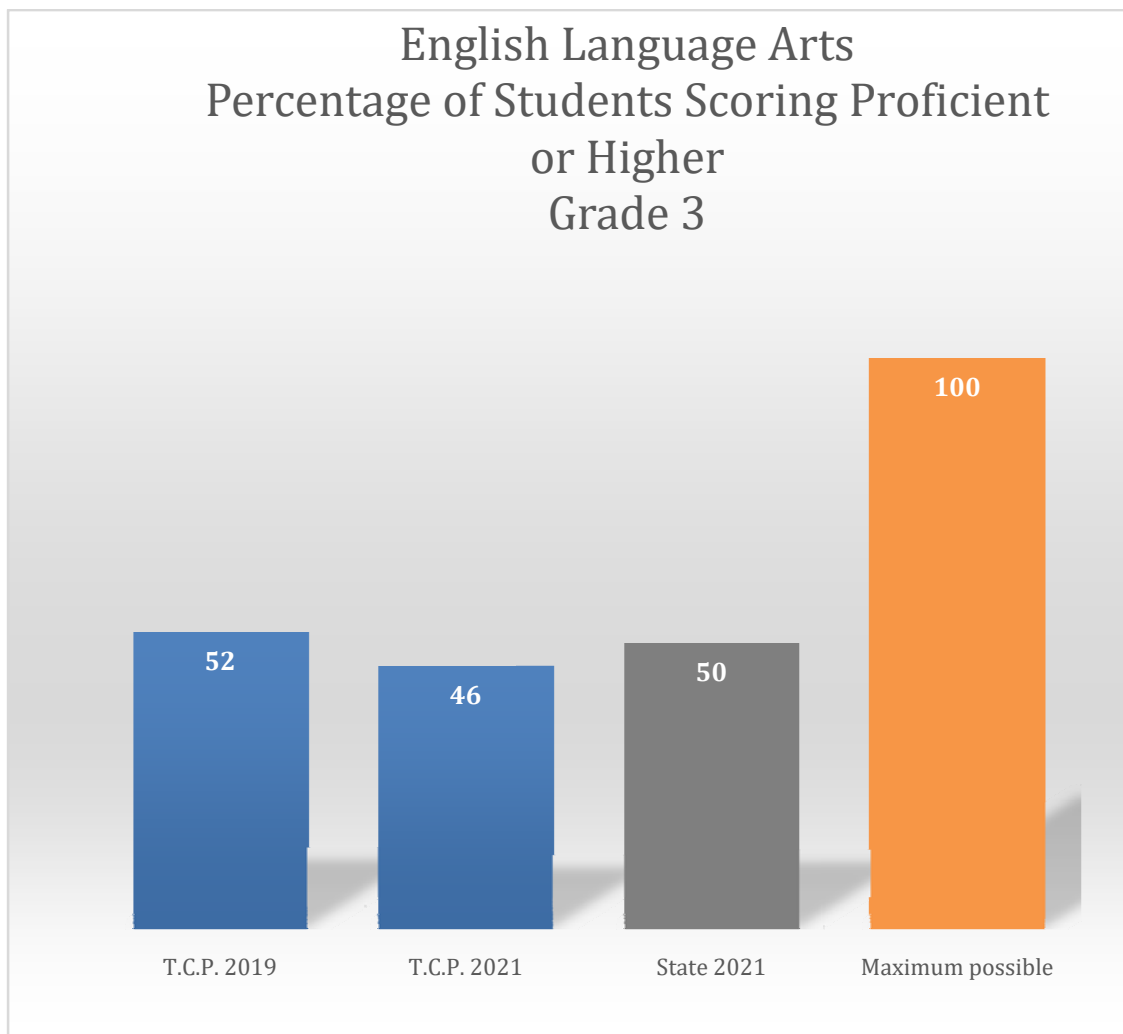
#4 of 189

Word from our Sponsor

Educational Resource Consultants of Ohio, Inc., (ERCO) sponsor of the school, is legally mandated to provide oversight, monitoring and technical assistance. All community school sponsors are required to submit a written report of the evaluation results of the school's academic, financial, and organizational performance as well as the school's legal compliance to the Ohio Department of Education. This report must be made available to parents of students enrolled in the community school by November 30th of each year (OAC3301-102-05 (A) (3)). An annual report regarding the performance of this school and other schools under the sponsorship of ERCO will be posted on our website www.ercoinc.org no later than November 30th of the current school year. Parents are urged to review this report, as well as other monitoring and evaluation reports concerning the school. These reports are available at the school, or the sponsor's office. The reports are generated to provide you with a full comprehensive understanding of the school's performance.

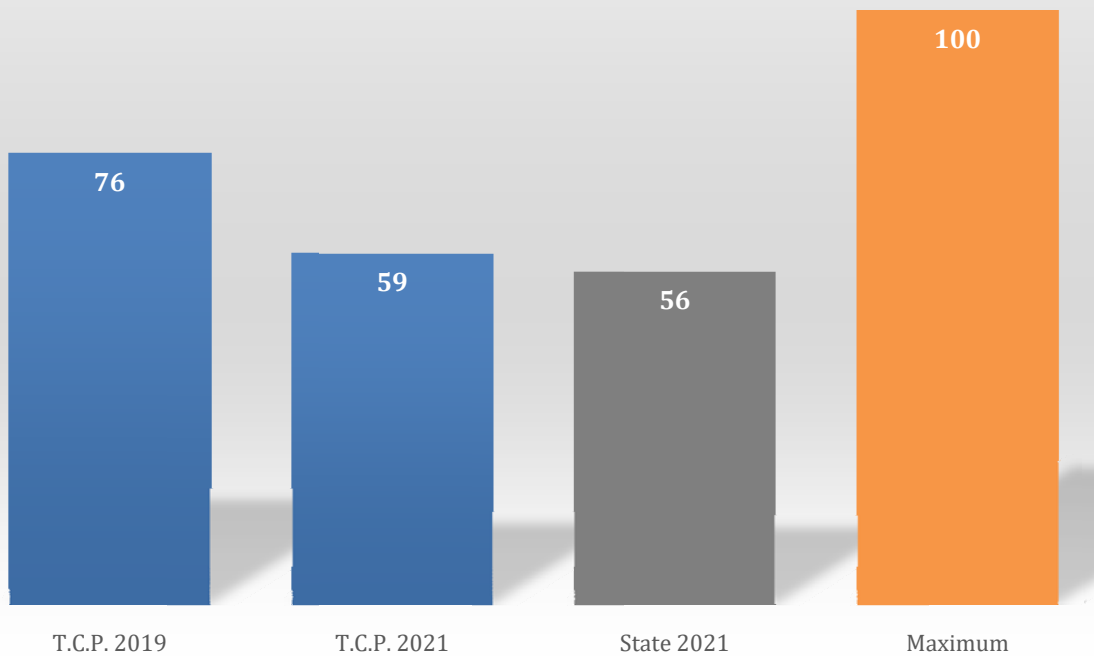
Student State Test Results

The graphs which follow show comparative student class performance on the state tests administered in 2019 and in the Spring of 2021. The columns represent the percentage of students who scored proficient or higher on state tests. The first column shows the percentage of T.C.P. students proficient or higher in school year 2018-19, the second column for school year 2020-2021, and the third column for all students tested in Ohio for school year 2020-2021. The last column is provided only to show scale and represents a hypothetical, imaginary situation where every student would have scored proficient.



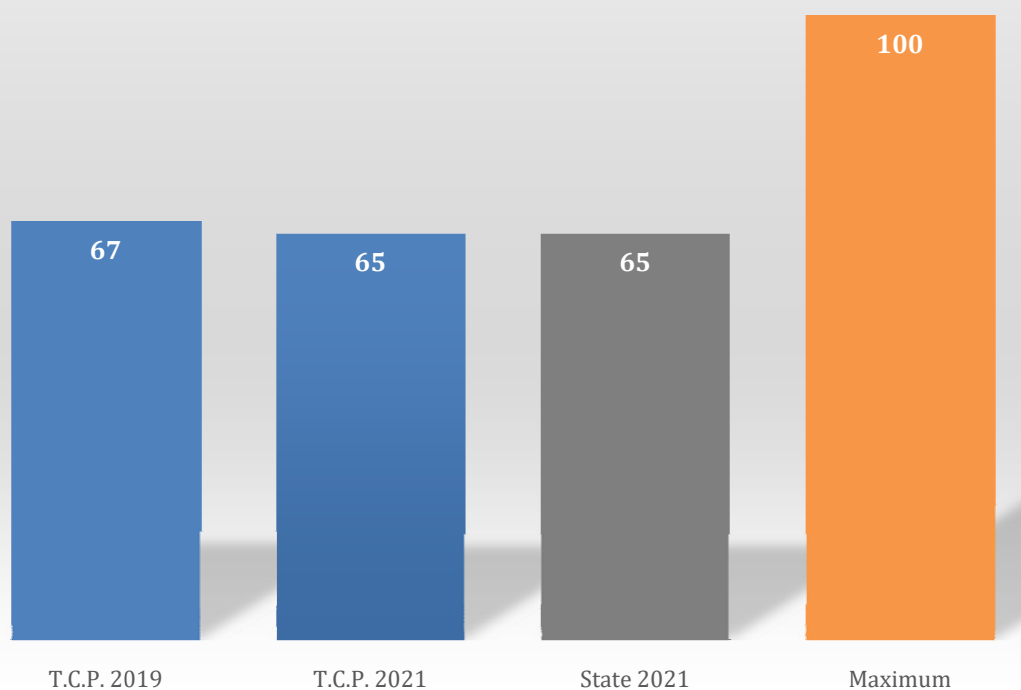
On the 3rd grade ELA test, 46% of T.C.P. 3rd graders scored proficient, 4 percentage points below the state average.

English Language Arts Percentage of Students Scoring Proficient or Higher Grade 4



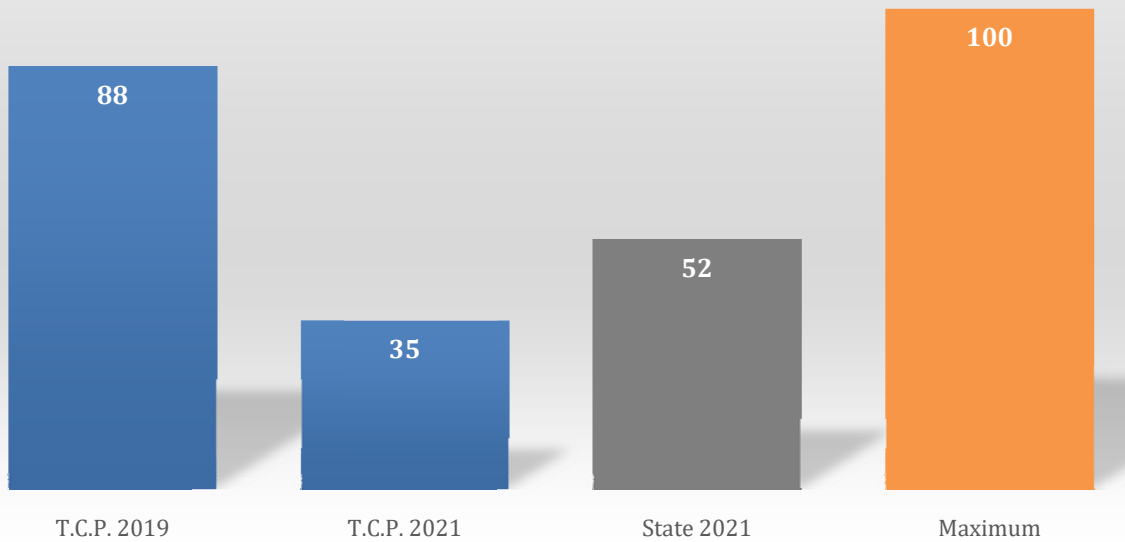
On the spring 2021 state English language arts test, 59 percent of T.C.P. 4th graders achieved a score of 'proficient' or above. In the state of Ohio, 56 percent of 4th graders achieved a score of 'proficient' or above. The 17% decline in 2021, compared to the 2019 average, reflects in large part the difficulties and challenges caused by the COVID-19 pandemic, what is commonly termed "learning loss."

English Language Arts Percentage of Students Scoring Proficient or Higher Grade 5



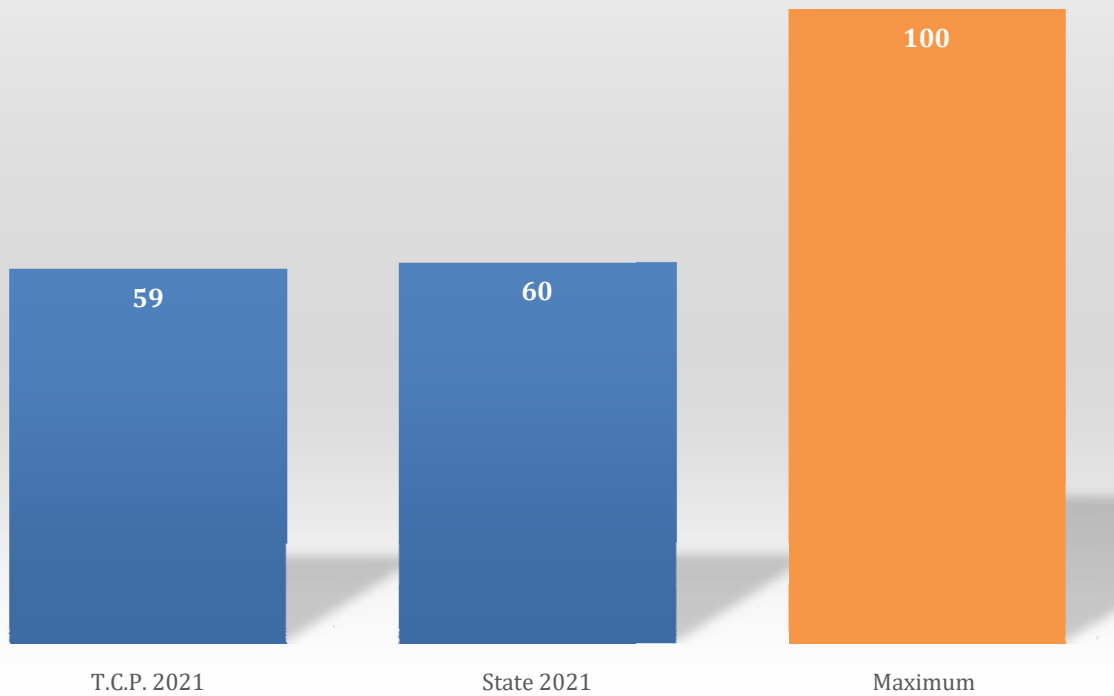
In English Language Arts, in spring 2021, T.C.P. World Academy students matched the state student average proficiency of 65%.

English Language Arts Percentage of Students Scoring Proficient or Higher Grade 6



Thirty-five percent of T.C.P. 6th graders scored proficient or above on the spring 2021 state ELA test.

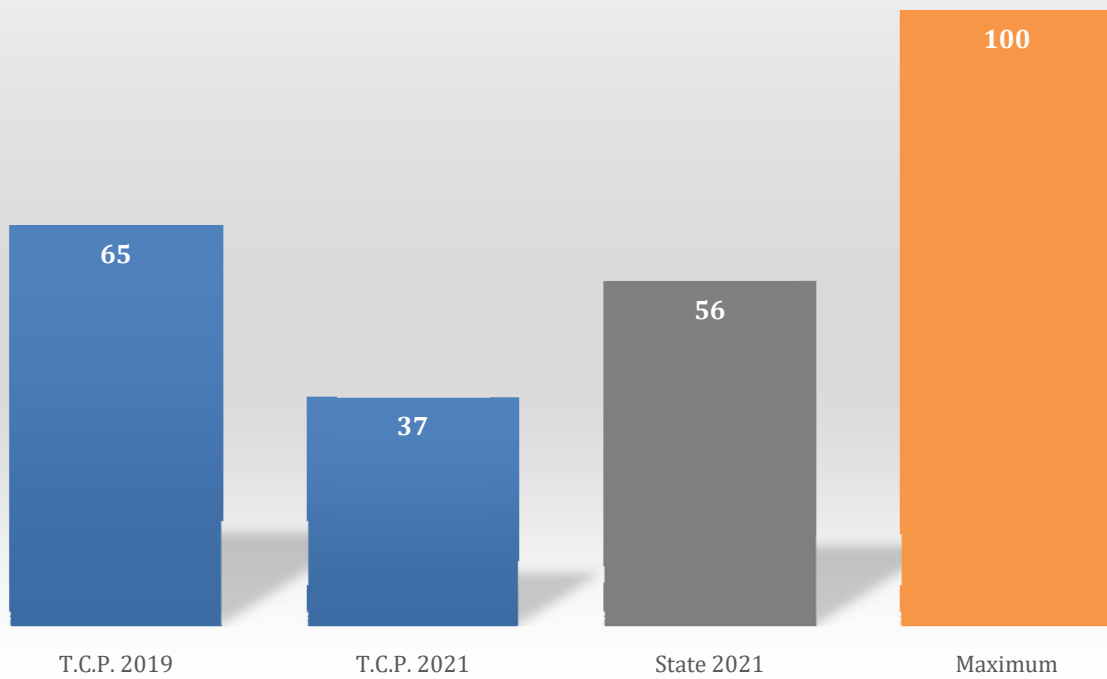
English Language Arts Percentage of Students Scoring Proficient or Higher Grade 7



On the state ELA test, the 59% proficiency or above score of T.C.P. 7th graders very nearly equaled the state average of 60%.

Mathematics

Percentage of Students Scoring Proficient or Higher Grade 3

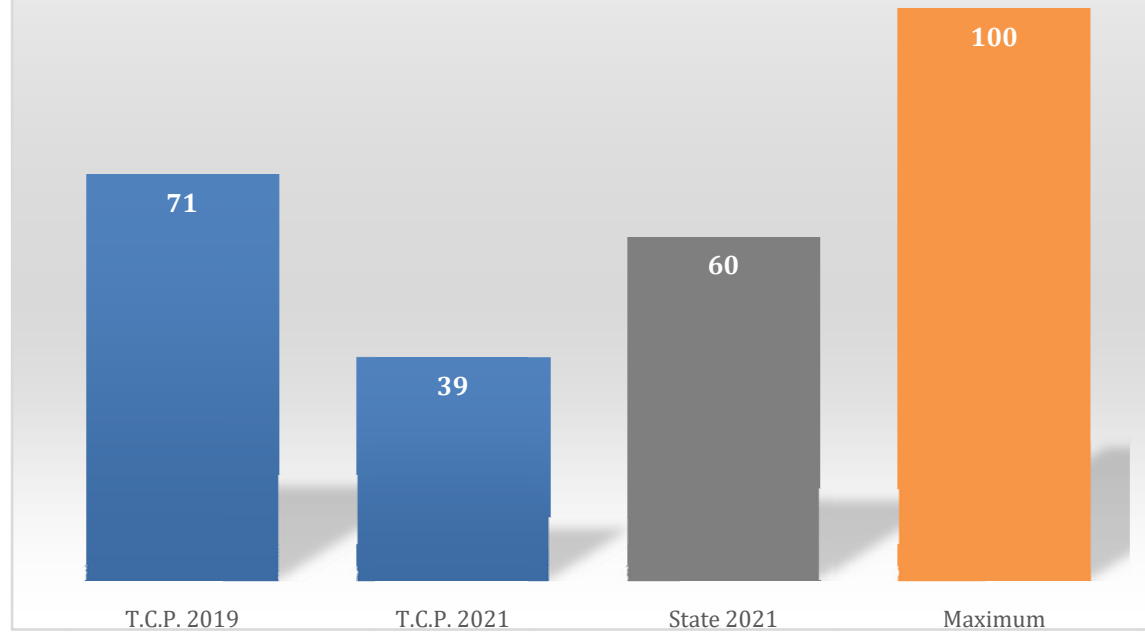


In Grade 3, T.C.P. students scored 37% proficient or above.

Mathematics

Percentage of Students Scoring Proficient or Higher

Grade 4

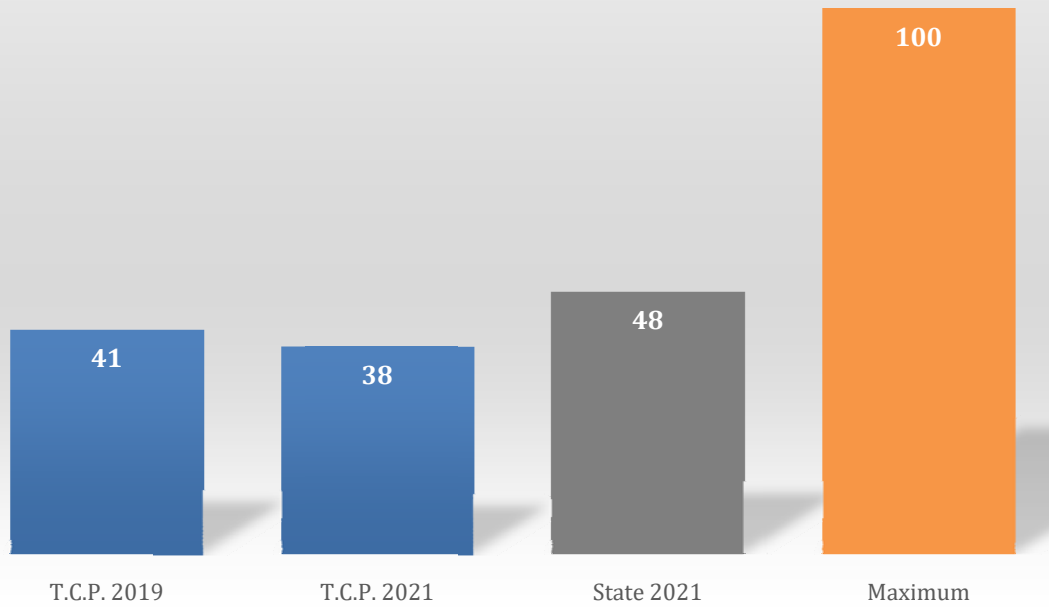


In grade 4, T.C.P. students scored 39% proficient or above.

Mathematics

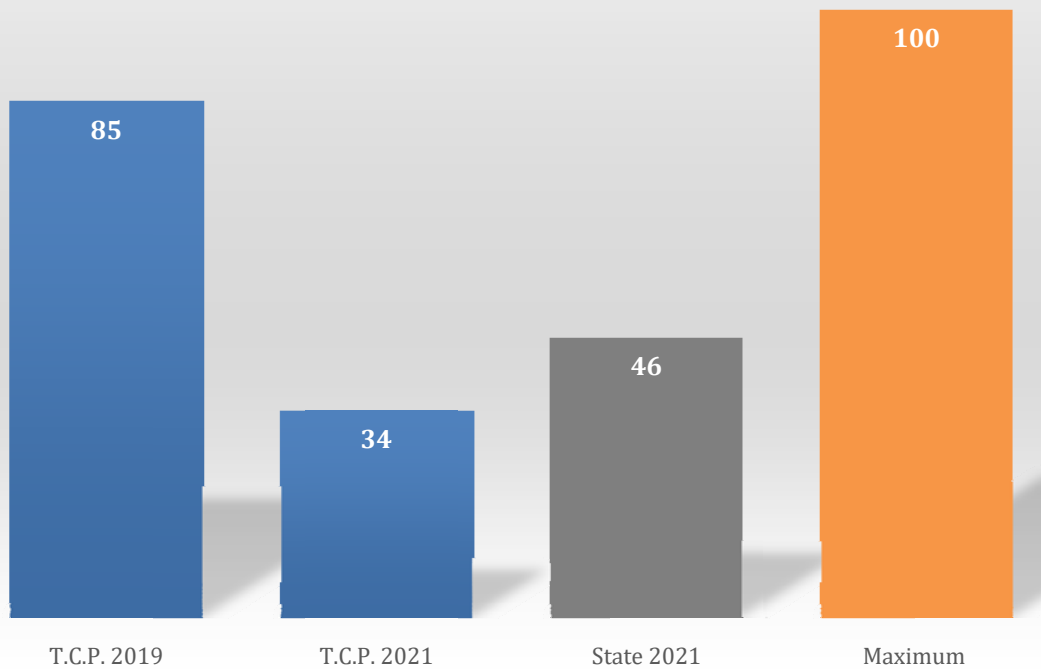
Percentage of Students Scoring Proficient or Higher

Grade 5



In grade 5, T.C.P. students scored 38% proficient or above.

Mathematics
Percentage of Students Scoring Proficient
or Higher
Grade 6

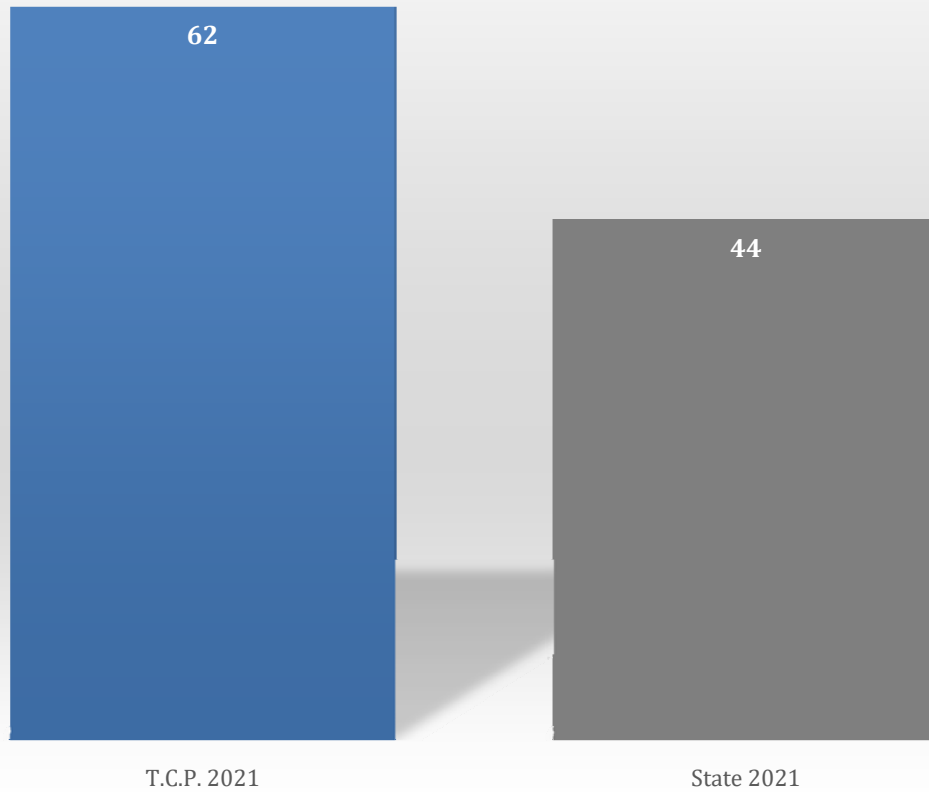


In grade 6, T.C.P. students scored 34% proficient or above.

Mathematics

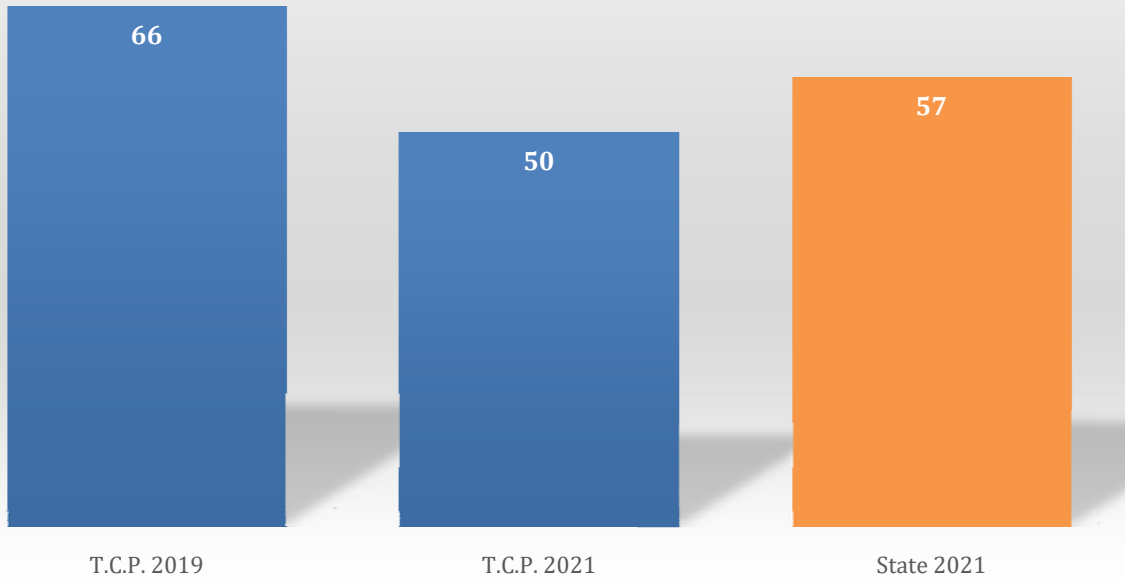
Percentage of Students Scoring Proficient or Higher

Grade 7



In mathematics, as they prepare to move on to 8th grade and high school very soon thereafter, T.C.P. 7th graders achieved a mark of 62% proficient or higher, 18% higher than the state average of 44%.

Science
Percentage of Students Scoring Proficient or
Higher
Grade 5



**Technological College Preparatory World Academy
Financial Report**

FY 2020 - 2021

TCP WORLD ACADEMY-A
Income Statement
For the Twelve Months Ending June 30, 2021

	Current Month This Year	Current Month Last Year	Year to Date This Year	Year to Date Last Year
Revenues				
Lunchroom Income	\$ 0.00	\$ 0.00	\$ 0.00	\$ 1,326.16
Field Trip - Income	0.00	0.00	0.00	1,297.00
Donations	0.00	0.00	3,000.00	4,900.00
Casino Money Share	0.00	0.00	21,480.23	27,997.26
Commission Income	0.00	0.00	0.00	1,187.97
Other Refund	0.00	0.00	44,214.90	28,459.26
Miscellaneous Income	419.44	(1,000.00)	78,760.74	55,465.93
Rent Income	750.00	2,000.00	8,450.00	10,000.00
State Foundation	283,696.48	239,842.73	3,880,910.47	3,998,368.81
Nutrition - Lunch - Receipt	0.00	(7,671.57)	72,414.76	148,517.92
Nutrition - Breakfast-Receipt	0.00	0.00	34,594.76	68,337.69
Nutrition - Fruit & Vegetable	0.00	979.83	22,545.69	4,690.79
Receipt - ESSERS	40,347.53	0.00	326,953.79	0.00
Receipt - CRF	0.00	0.00	20,992.16	0.00
Covid - Broadband	2,477.77	0.00	60,586.47	0.00
Special Ed - Part B-Idea	997.49	19,436.37	111,476.77	129,466.27
Student@Risk/Title 1 Receipt	80,298.86	72,831.04	390,426.48	421,711.07
Educator Quality/Imp Teacher	(2,693.43)	8,725.85	36,304.04	63,018.17
Title IV-A Receipt	0.00	2,721.79	30,363.44	27,199.91
Total Revenues	406,294.14	337,866.04	5,143,474.70	4,991,944.21
Cost of Sales				
Total Cost of Sales	0.00	0.00	0.00	0.00
Gross Profit	406,294.14	337,866.04	5,143,474.70	4,991,944.21
Expenses				
Salary Expense	249,412.21	73,635.79	1,899,721.74	1,733,078.64
Payroll Tax Expense	1,385.57	2,068.40	82,687.48	50,068.23
Retirement Benefits	34,740.98	15,938.30	334,401.83	315,247.95
Travel/Seminar Expenses	3,000.00	(100.00)	4,037.10	1,642.98
Advertising Expenses	359.09	359.09	3,949.99	5,969.95
SWOCA/EMIS Expense	0.00	(5,875.00)	32,258.46	17,625.00
Salaries - Non- CCIP	4,385.48	7,459.08	47,544.72	82,112.32
Retirement Benefits - Non-CCIP	613.96	1,044.26	7,098.26	11,130.39
Payroll Taxes - Non-CCP	0.00	138.00	647.32	8,409.70
Medical Benefits - Non-CCIP	0.00	1,056.03	(831.31)	3,168.19
Medical Benefits - Non-CCIP	0.00	57.84	0.00	231.36
Medical Benefits - Non-CCIP	0.00	1.78	0.00	416.43
Speech Pathologist - Non-CCIP	0.00	0.00	18,425.00	12,150.00
Psychologist - Non-CCIP	2,000.00	0.00	16,686.00	9,795.00
Board Meeting Honorarium	625.00	625.00	5,625.00	3,750.00
Employee Medical Benefits	46,913.50	31,324.78	539,265.70	492,670.21
Rent - Building	19,496.66	19,288.33	240,159.92	231,459.96
Postage/Freight Expense	0.00	2,758.25	13,893.54	21,961.10
Permits & Licenses	0.00	0.00	136.50	246.50
Trash Collections	2,006.23	(410.92)	11,789.34	9,909.52
Sponsor's Fee	8,249.35	6,923.84	98,897.30	112,337.45
Pest Control	260.00	(58.00)	4,521.97	1,511.88
Medical Supplies/Services	601.70	698.98	6,105.54	8,576.44
Cable TV	0.00	8,923.74	1,463.46	12,672.36
Bus Service Expense	(73.70)	(1,003.92)	2,043.19	73.70
Audit/Other Fees	0.00	0.00	18,000.00	17,125.70

For Management Purposes Only

TCP WORLD ACADEMY-A
Income Statement
For the Twelve Months Ending June 30, 2021

	Current Month This Year	Current Month Last Year	Year to Date This Year	Year to Date Last Year
Insurance Expense	0.00	0.00	1,148.13	1,448.13
Payroll Services	1,645.29	(8.96)	24,719.33	13,916.03
Leased Expense	615.60	945.68	9,220.47	10,581.10
Telephone Expense	4,533.33	1,867.49	39,433.38	23,669.95
Security System	0.00	0.00	9,143.15	13,030.32
Instructional Supplies	52,635.77	(11,516.01)	101,618.26	88,923.91
Staff Support	12,865.45	7,816.66	110,766.31	66,126.71
Instructional Support	2,511.37	4,108.78	31,545.70	73,388.15
Office Supplies Expenses	5,490.55	(212.91)	23,984.25	10,255.32
Equipment/Fixtures Expenses	0.00	0.00	139,887.55	16,521.12
Bank Service Charges	6.00	6.00	601.34	72.00
Repairs & Maintenance	579.81	(457.94)	23,696.16	11,209.48
Utilities - Water	771.26	435.59	5,634.93	8,167.55
Utilities - Gas/Electric	7,448.00	67.16	37,338.14	38,338.84
Building Supplies	15,716.13	2,611.11	83,459.44	32,702.37
Cleaning Supplies	61.04	992.02	8,937.17	12,246.31
Depreciation Charges	0.00	7,259.66	0.00	7,259.66
In-Service Expenses	0.00	0.00	0.00	748.05
Perfect Attendance	0.00	0.00	400.00	2,600.00
Field Trips Expenses	0.00	0.00	3,090.00	8,984.90
Other Office Expense	6,285.99	1,942.36	90,027.50	24,487.19
Cleaning Supplies - Nutrition	0.00	0.00	0.00	335.10
Salaries - Nutrition	10,031.72	11,345.63	116,068.27	134,952.92
Payroll Tax - Nutrition	0.00	0.00	1,584.96	2,140.34
Retirement Benefit- Nutrition	1,406.87	1,582.46	16,366.76	15,126.53
Permits/Licenses - Nutrition	0.00	0.00	1,511.24	701.00
Medical Benefits - Nutrition	2,226.45	1,861.89	11,340.52	21,336.30
Lunchroom Services - Nutrition	2,180.00	0.00	2,657.69	1,396.26
Milk Program - Nutrition	787.98	0.00	6,322.10	13,076.06
Food Program	6,901.53	578.80	64,117.58	60,859.45
Other Food Supplies- Nutrition	599.90	0.00	3,593.82	3,676.16
Utilities - Gas - Nutrition	0.00	0.00	0.00	1,887.64
Utilities - Water - Nutrition	0.00	0.00	0.00	300.15
Instructional Resources	0.00	0.00	95,283.66	0.00
Trainings	0.00	0.00	4,095.45	0.00
Equipment/Supplies	0.00	0.00	114,566.09	0.00
Safety & Cleaning Supplies	0.00	0.00	19,287.63	0.00
Safety & Cleaning Supplies	0.00	0.00	4,040.42	0.00
Telephone Services	0.00	0.00	602.81	0.00
Supplies	0.00	0.00	36,366.08	0.00
Special Education - Salaries	1,946.70	13,404.42	61,977.40	58,191.84
Special Education - Retirement	272.59	0.00	8,506.89	6,236.90
Special Ed - Medical Benefits	1,019.04	3,792.11	8,282.03	11,092.74
Special Education - Speech	0.00	0.00	10,050.00	19,200.00
Special Ed - Psychologist	0.00	0.00	14,288.00	14,400.00
Salaries - Student @ Risk/	11,983.12	37,485.18	286,174.16	297,296.35
Title 1 - Retirement Benefits	1,677.64	5,243.75	34,885.43	52,960.78
Title 1 - Medical Benefits	3,062.03	11,192.00	24,528.53	20,410.05
Title 1 - Family/Community	0.00	0.00	0.00	873.00
Improving Teacher - Salaries	0.00	5,334.56	34,435.73	50,461.48
Improving Teacher - Retirement	0.00	697.86	2,291.49	7,326.10
Title IV-A - Salaries	0.00	2,387.79	25,749.04	22,679.67
Title IV-A Retirement Benefits	0.00	334.00	2,394.50	3,674.40
Total Expenses	529,237.19	275,950.79	5,144,547.54	4,448,609.27
Net Income	\$ (122,943.05)	\$ 61,915.25	\$ (1,072.84)	\$ 543,334.94

For Management Purposes Only

Balance Sheet
June 30, 2021

ASSETS

Current Assets		
Petty Cash	\$	150.00
Cash In Bank - General Fund		125,158.85
Cash in Bank - Payroll Account		520,939.62
Accounts Receivable		108,367.72
		<u>754,616.19</u>
Total Current Assets		
Property and Equipment		
Property and Equipment		155,676.98
Furnitures and Equipment		13,185.42
Leasehold Improvement		89,392.87
Accumulated Depreciation		(224,017.86)
		<u>34,237.41</u>
Total Property and Equipment		
Other Assets		
Deferred Outflows - STRS		134,212.00
Deferred Outflows - SERS		180,298.00
Deferred Inflows - SERS		218,354.00
		<u>532,864.00</u>
Total Other Assets		
Total Assets	\$	<u><u>1,321,717.60</u></u>

LIABILITIES AND CAPITAL

Current Liabilities		
Accounts Payable	\$	23,189.97
Accrued Wages		194,016.45
STRS - Employees' Contribution		10,636.75
SERS - Employees' Contribution		6,311.39
Employees' Legal Shield Cont		244.57
Intergovernmental Payables		27,162.30
		<u>261,561.43</u>
Total Current Liabilities		
Long-Term Liabilities		
Net Pension Liability		6,459,714.00
		<u>6,459,714.00</u>
Total Long-Term Liabilities		
Total Liabilities		<u>6,721,275.43</u>
Capital		
Retained Earnings		(5,941,819.93)
Retained Earnings		543,334.94
Net Income		(1,072.84)
		<u>(5,399,557.83)</u>
Total Capital		
Total Liabilities & Capital	\$	<u><u>1,321,717.60</u></u>

Unaudited - For Management Purposes Only

Fast Facts

T.C.P. (Technological College Preparatory) World Academy was founded in 2000 by Ms. Karen Y. French, a longtime educator and a Cincinnati transplant from California. Since then, the school, its staff, and Ms. French have garnered awards for their dedication. In 2002, Ms. French received a Congressional Citation for Excellence in Educational Reform and Leadership. In 2020 and 2017 T.C.P. earned the National School Choice School Choice Leadership Award. The Ohio Alliance for Public Charter Schools awarded T.C.P. the ‘Certificate of Achievement School of the Year Honorable Mention’ for school year 2014-’15. In 2003 and 2005, the school received commendations of “Effective” and “Excellent,” respectively. In 2021, Niche.com, a national school ranking organization, recognized T.C.P. as the #1 Best Charter Elementary School in the Cincinnati area.

Technology used in classrooms:

- ELMO projectors
- Big-screen televisions
- Computers for Star Reading and Math, Accelerated Reader and Math, A-Z Reading
- Remote Learning apps such as IXL, Nearpod, Mobymax, EPIC, Star Reader and Readworks
- Chromebooks (all grades K-7)
- iPads (K)

We are partnered with Crayons to Computers, for discounts on books and school supplies.

Throughout the year, some school activities include:

- Lecture/Speaker Series during Black History Month
- Class presentations

Awards/Commendations

- 2014-15 Certificate of Achievement School of The Year Honorable Mention, from Ohio Alliance for Public Charter Schools
- 2017 National School Choice School Choice Leadership Award
- 2020 National School Choice School Choice Leadership Award

T.C.P. World Academy uses Positive Discipline Plan and Positive Behavior Intervention and Supports, as well as the Parent and Student Handbook, to guide student behavior expectations by incorporating rewards for exhibiting positive behavior, good character, and exceptional values. The school has also partnered with COPA for Bullying and Child Assault Prevention training.

The school has also implemented a School Emergency Plan, approved by the Ohio Department of Education (ODE) and the Ohio Homeland Security (OHS).

Our Administration

Karen French, Superintendent/ Principal
Lauren Branson, Assistant Principal

Our Board of Directors

Ryan Griffin, President
Darlene Nunley
David Goins
LaVern Payne
Virginia Cole

T.C.P. World Academy

6000 Ridge Ave. Cincinnati, OH 45213
Phone: 513-531-9500 · Fax: 513-531-2406
Website: www.tcpworldacademy.us