

Annual Report

SY 2018-2019

6000 Ridge Ave. Cincinnati, OH 45213
Phone: 513-531-9500
Fax: 513-531-2406

Website: www.tcpworldacademy.us



FROM THE DESK OF THE
Superintendent, Principal & Founder

Welcome

Technological College Preparatory World Academy endeavors to provide the academic and moral foundations that empower our students for success in college, the business world, and personal achievement. Every morning we welcome the precious children whose dedication and eagerness to learn validates our cherished calling as educators, and constantly inspire our commitment to them and to their community.

As part of our responsibility to our sponsors, parents and caretakers, and community, we prepare this annual report to inform you of our students' academic achievements and the school's financial management during the 2018-2019 school year. We have included the spring 2019 State of Ohio Achievement Assessment results, a tabulation of our test scores, and our annual financial report.

An Effective Learning Environment

T.C.P. World Academy cultivates a positive, effective learning environment enriched daily by the commitment and devotion of a highly talented, professional teaching and support staff. Our efforts every day are guided by a commitment to make every effort to prepare our students for college, success in business, and personal growth over a lifetime of learning. Teachers, staff, and administrators work together to foster a safe, caring environment that helps students learn, develop self-confidence, and build character and self-esteem.

Our instructional staff's dedication is a cornerstone of student success, and the 2018-19 school year student attendance rate of 94.71%, and staff attendance rate of 95%, reflected that commitment and helped drive academic achievement. Every Spring State of Ohio tests measure

student proficiency in English Language Arts, Mathematics, and Science, and while test results were mixed, we were particularly pleased by the success of our graduating 6th grade students.

Spring 2019 State Tests – English Language Arts

This past spring, 62.3% of our grade 3-6 students scored 'proficient' in the English Language Arts (ELA) test (compared to 63% of all test takers in Ohio). Although we faced unforeseeable technical difficulties with the state testing online connection during the 3rd grade ELA test, resulting in suboptimal testing conditions for two classes, we succeeded in obtaining from the state a re-administration of the test to these classes. Forty-three percent of our 3rd graders scored proficient on this test, compared to 66% of students statewide. Students who did not pass the state test were given an alternative, nationally-normed assessment of third grade standards to be promoted to fourth grade. 97% of our 3rd graders met or surpassed the promotion standards to be promoted to 4th grade.

Looking at our 4th grade students' ELA test results, 55% achieved a rating of proficient, representing a decrease from 76% in 2018. Sixty-two percent of our 5th graders scored proficient, compared to 67% in 2018. In the 6th grade, 89% of our students achieved a score of proficient, keeping pace with, and slightly exceeding, the previous year's results. Although the test results for our 4th and 5th graders fell short of Ohio statewide marks of 62% and 69%, respectively, the 6th graders' 89% proficiency compared exceedingly well to the statewide score of 55%, giving high confidence to a positive outlook for our graduating students' future academic success. In this connection, we were pleased to see sixteen of our graduating 6th grade students successfully pass the challenging Walnut Hills High School entrance examination.

Spring 2019 State Tests - Mathematics

In mathematics, the 2018-19 school year saw significant improvement in the state test performance of our 6th graders. Their 94% proficiency continued the salutary trend of increasing mathematics achievement for our 6th graders since the 2016-2017 school year, and represents a proficiency which exceeded 2019 statewide scores by a robust 35%.

Our 4th graders' mathematics proficiency of 72% nearly equaled the statewide mark of 73%. Our 3rd and 5th graders' scores, however, fell short of statewide performance. Fifty-one percent of our 3rd graders scored proficient, (statewide was 67%), while 43% of 5th graders scored proficient (statewide was 61%).

Spring 2019 State Tests – Science

In Science, our 5th grade student proficiency scores rose significantly from 66% in 2018 to 82% in 2019, and compared exceedingly well to the Ohio statewide average of 64%. Scientific knowledge, and the disciplines which serve as the foundation of the scientific endeavor, mathematics and engineering, geography, biology, and chemistry, provide students a comprehensive knowledge of our world and the ways to make that world a better place. Therefore we were heartened by the knowledge reflected by our students' science test scores, and we envision a further strengthening of our science curriculum.

TerraNova Tests 2019

TerraNova tests were given to the kindergarten, 1st, and 2nd grades. The test measures proficiency in reading, mathematics, science, and social science, and assesses skills based on a number of criteria, such as, inter alia, analysis of text, geometry and spatial sense, number and number relations, and problem solving and reasoning.

The scores and disaggregated data from the TerraNova tests provided a comprehensive, in-depth picture of each student's proficiency and the particular areas in each subject that needed to be addressed as they advanced to the next grade. We have included within an abstract of TerraNova test results for each of the three tested grades.

A Productive and Rewarding Year

We are gratified that our graduating students performed very well in both Mathematics and English Language Arts.

Recently, Niche.com ranked T.C.P. World Academy as the best charter school in the Cincinnati area. Niche, an organization that ranks schools based on test scores, public ratings, report cards, and other data, ranked T.C.P. #12 out of 194 Charter Schools in Ohio in the 2019 Best Schools Rankings, earning T.C.P. an overall grade of 'B'. Additionally, Niche awarded our teachers an 'A' grade and ranked them in the top 21% of Best Public Elementary School Teachers in Ohio.

During the past year we saw successes and shortfalls. We attribute our successes in part to: the cultivation of a positive, progressive learning environment designed to promote the development of beneficent, salutary moral values; the instillation of an appreciation of the value of effective interpersonal communication; the development of policies focusing on goal-oriented, evidence-based assessment of student performance; our staff's success in engaging a growing number of

students to read more above-grade-level books; professional development for teachers and teacher assistants; and our systematized effort to apply the knowledge we've acquired in previous years to improve instructional effectiveness.

Addressing Shortfalls - Making Changes With A View To The Future

After the 2018-19 testing sessions, we saw clearly the need for a broad spectrum of intensive, highly focused action steps that needed to be taken. These steps included, inter alia, the identification of goals and strategies relating to the imperative of increased test performance, an evaluation of the criteria, in each subject matter, which comprise overall test scores, and a redoubling of our commitment to strengthen English Language Arts knowledge and skills.

This commitment informed the development of our 2019–20 Academic Improvement Plan, implementation of which will help us identify academic areas requiring attention, and which will serve as an evidence-based guide in the formulation of highly specific, data-driven achievement goals and interim targets which serve as guideposts toward reaching those goals.

While we evaluate T.C.P. student test performance vis-à-vis state standards, we set our sights on our own growth and improvement. Cognizant of the reality that every child represents a constellation of potential, talents, and needs, and that test results don't always tell the whole story, we employ a variety of tools to assess progress and needs. We continued to use Accelerated Reader, in conjunction with Star Reader, in our 25-and-Counting program to assess student comprehension of the 25 on-and-above grade-level books students are challenged to read each school year. Utilization of Star Reading and Star Math provides our teachers with a powerful diagnostic tool with which to assess student comprehension.

In addition, state test results spanning the years previous to 2018 were examined and provided the context in which to analyze student, and teacher, performance over time. We are intensifying focus on our teacher mentoring program, whereby our more experienced and effective teachers observe and consult with less experienced teachers with a view to improving instructional effectiveness.

College preparation is T.C.P. World Academy's lodestar, and we keep constantly in view the imperative of competence in information technology as an essential antecedent to success in college, and the importance of such skills in a technology-driven society. In this connection we incorporate student use of technology on a daily basis. During the past year students strengthened their proficiency in research and computer skills, and we anticipate further improvement after the expansion of our technology resources for primary students.

Our emphasis on computer literacy for every child stems in part from our commitment to making every effort to lay the foundation that empowers our students to thrive in the globalized economy of the 21st century.

Today's professional and labor markets put a premium on effective communication skills. We are assiduously fostering student mastery of the standard SAT English lexicon and are focusing on effective reading and writing skills. Every classroom benefits from a library provisioned with grade-level and above grade-level books, and T.C.P. World Academy continues to partner with the Cincinnati Public Library's Pleasant Ridge Branch for library education and training programs and for the supply of additional books to support classrooms every month.

We believe that the learning potential of every student is limitless, and that reading is the foundation of academic learning. We constantly challenge our students to read more, for the more they read, the more they learn how to acquire knowledge and skills on their own, and the greater will be their ability to make wise, informed career and life choices later on as citizens and leaders in their community.

The T.C.P. World Academy Community

We take seriously our responsibility to our community. As part of our efforts to improve our program and keep parents and the public informed of our progress, we have improved our online presence to provide parents and the community the most up-to-date information about our school and programs. Our teachers encourage constructive communication with parents and caretakers regarding their child's classroom activity and academic progress, and the information and feedback generated by these exchanges allow us to monitor more closely a child's progress and assess instructional, emotional, and social needs, more accurately.

As part of our responsibility to parents and caretakers, sponsors, and the community, we have included within a financial report for the 2018-19 school year. We are pleased to report that the school maintained a balanced budget.

Looking Back, Moving Forward

In light of the successes, shortfalls, and lessons of the 2018-2019 school year, I feel a measured sense of accomplishment and an unswerving commitment to reinforce student proficiency in all areas. Every organization that strives for excellence must own the capacity to make the needed improvements which strengthen its program, and as I think back upon the past year I feel an inspirational sense of pride in, and gratitude for, our hard-working students, our dedicated teachers and staff, our supportive Board of Directors, and our devoted parents and caretakers, for

their hard work and support in helping make this past year rewarding and productive. The dedication, devotion, and diligence brought to Technological College Preparatory World Academy by so many inspires in me an exciting and strong sense of anticipation and confidence moving forward.

And because I believe that a high level of cooperation and communication between home and school is a sine qua non of every child's successful education, I invite you to join us in our pursuit of continued excellence in the 2019-2020 school year and to continue to participate actively in helping us to meet the exciting challenges ahead.

Sincerely,



Karen Y. French

Superintendent/Principal

Word from our Sponsor

Educational Resource Consultants of Ohio, Inc., (ERCO) sponsor of the school, is legally mandated to provide oversight, monitoring and technical assistance. All community school sponsors are required to submit a written report of the evaluation results of the school's academic, financial, and organizational performance as well as the school's legal compliance to the Ohio Department of Education. This report must be made available to parents of students enrolled in the community school by November 30th of each year (OAC3301-102-05 (A) (3)). An annual report regarding the performance of this school and other schools under the sponsorship of ERCO will be posted on our website www.ercoinc.org no later than November 30th of the current school year. Parents are urged to review this report, as well as other monitoring and evaluation reports concerning the school. These reports are available at the school, or the sponsor's office. The reports are generated to provide you with a full comprehensive understanding of the school's performance.



Fast Facts

T.C.P. (Technological College Preparatory) World Academy was founded in 2000 by Ms. Karen Y. French, a longtime educator and a Cincinnati transplant from California. Since then, the school, its staff, and Ms. French have garnered awards for their dedication. In 2002, Ms. French received a Congressional Citation for Excellence in Educational Reform and Leadership. In 2003 and 2005, the school received commendations of "Effective" and "Excellent," respectively. In 2013, the ODE changed its ranking, assigning the school as a High-Performing School of Honor in 2013 based on its school report card.

Technology used in classrooms:

- ELMO projectors
- Big-screen televisions
- Computers for Star Reading and Math, Accelerated Reader and Math, A-Z Reading
- Chromebooks (grades 2-6)
- iPads (K)

We are partnered with Crayons to Computers, for discounts on books and school supplies.

Throughout the year, some school activities include:

- Regular trips to the Pleasant Ridge Library
- Visits from Dome Theatre
- Once-a-month presentation from Cincinnati Zoo for second grade
- Indian Mounds
- Lecture/Speaker Series during Black History Month
- Yearly production from Duke Energy on energy
- Christmas programs
- Class presentations

T.C.P. World Academy uses Positive Discipline Plan and Positive Behavior Intervention and Supports, as well as the Parent and Student Handbook, to guide student behavior expectations by incorporating rewards for exhibiting positive behavior, good character, and exceptional values. The school has also partnered with COPA for Bullying and Child Assault Prevention training.

The school has also implemented a School Emergency Plan, approved by the Ohio Department of Education (ODE) and the Ohio Homeland Security (OHS).

Our Administration

- Karen French, Superintendent/ Principal
- Lauren Branson, Assistant Principal

Our Board of Directors

Ryan Griffin, President
Darlene Nunley
David Goins
LaVern Payne
Virginia Cole

T.C.P. World Academy

6000 Ridge Ave. Cincinnati, OH 45213
Phone: 513-531-9500 Fax: 513-531-2406
Website:

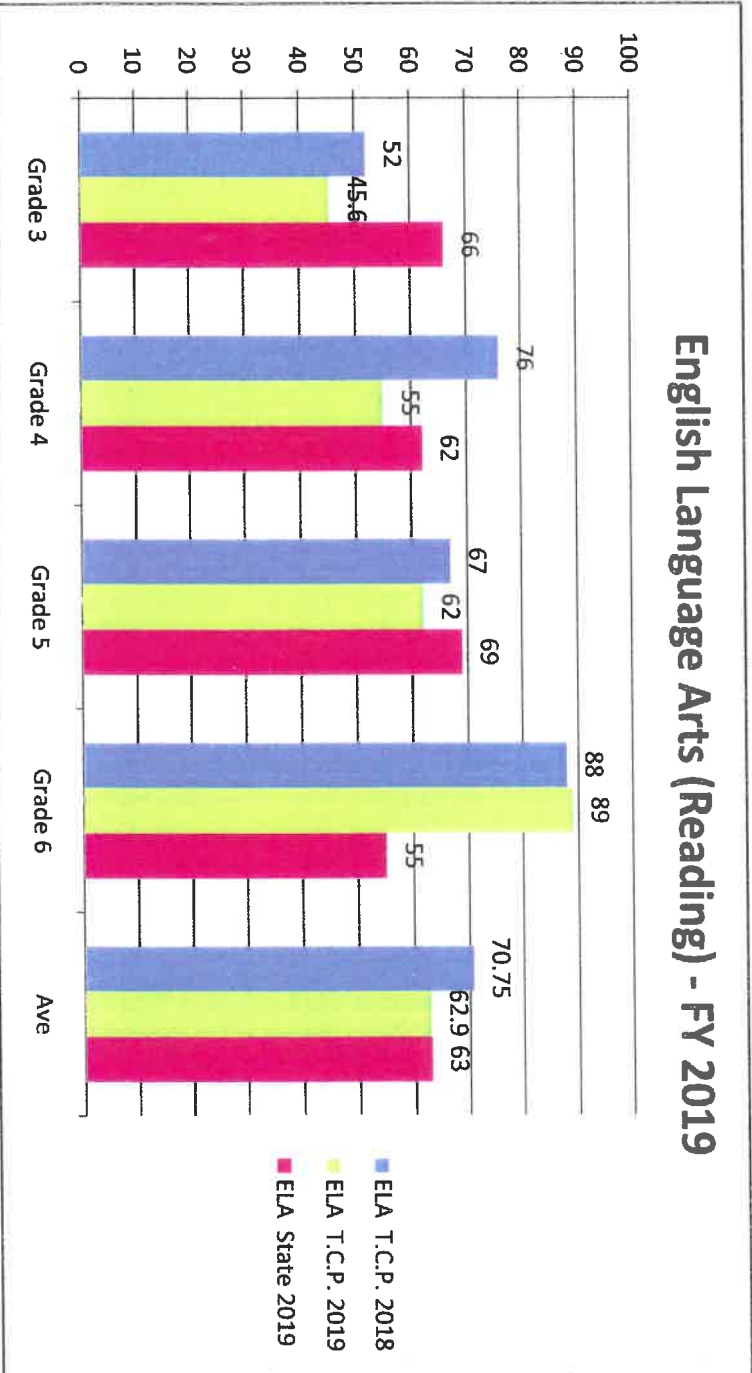
ELA			
T.C.P. 2018	T.C.P. 2019	State 2019	
Grade 3	52	45.6	66
Grade 4	76	55	62
Grade 5	67	62	69
Grade 6	88	89	55
Ave	70.75	62.9	63

Math			
T.C.P. 2018	T.C.P. 2019	State 2019	
Grade 3	65	51	67
Grade 4	71	72	73
Grade 5	41	43	61
Grade 6	85	94	59
Ave.	65.5	65	65

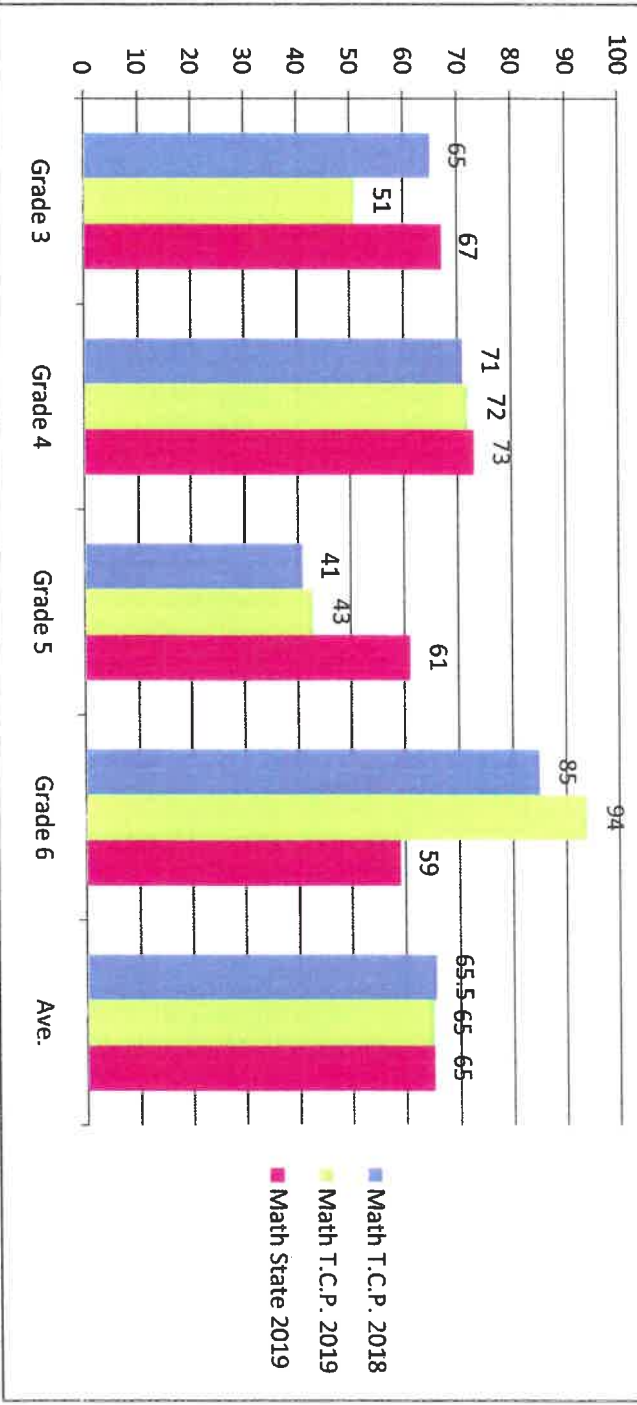
Promoti	
Grade 3	

Science			
T.C.P. 2018	T.C.P. 2019	State 2019	
Grade 5	66	82	64


English Language Arts (Reading) - FY 2019



Mathematics - FY 2019



Grade 5 Science - FY 2019



Overall Performance on the Ohio State Tests, by Subject, Grade: TCP World Academy, Spring2019

English Language Arts

Grade	Number of Students Tested	Percent Proficient
Grade 3	67	43%
Grade 4	83	55%
Grade 5	65	62%
Grade 6	63	89%

Mathematics

Grade	Number of Students Tested	Percent Proficient
Grade 3	67	51%
Grade 4	83	72%
Grade 5	65	43%
Grade 6	63	94%

Science

Grade	Number of Students Tested	Percent Proficient
Grade 5	65	82%

Report - TerraNova3 (Spring 2019)

Second Grade – Subtest and Objectives

The 3 subjects, Reading, Language, and Mathematics, were each assessed using specified parameters, eg., under Reading: 'Basic Understanding', 'Analyze Text', 'Key Ideas & Details', etc. The 3 possible scores (degrees of proficiency), for each parameter, are 'High', 'Moderate', or 'Low'. The percentages indicate what percentage of the parameters under each subject (Reading, Language, Mathematics) were marked 'High', 'Moderate', or 'Low'.

Reading:

- High Degree of Mastery – indicates proficient or advanced performance: 38 %
- Moderate Degree of Mastery – indicates performance nearing proficiency: 53 %
- Low Degree of Mastery – indicates performance below proficiency: 9 %
100 %

Language:

- High Degree of Mastery – indicates proficient or advanced performance: 14 %
- Moderate Degree of Mastery – indicates performance nearing proficiency: 72 %
- Low Degree of Mastery – indicates performance below proficiency: 14 %
100 %

Mathematics:

- High Degree of Mastery – indicates proficient or advanced performance: 47 %
- Moderate Degree of Mastery – indicates performance nearing proficiency: 49 %
- Low Degree of Mastery – indicates performance below proficiency: 4 %
100 %

Report - TerraNova3 (Spring 2019)

First Grade – Subtest and Objectives

The 4 subjects, Reading, Mathematics, Science, and Social Science, were each assessed using specific parameters, eg., under Reading: ‘Basic Understanding’, ‘Analyze Text’, ‘Evaluate/Extend Meaning’, etc. The 3 possible scores (degrees of proficiency), for each parameter, are ‘High’, ‘Moderate’, or ‘Low’. The percentages below show what percentage of the parameters under each subject (Reading, Mathematics, Science, and Social Science) were marked ‘High’, ‘Moderate’, or ‘Low’.

Reading:

- High Degree of Mastery – indicates proficient or advanced performance: 50 %
 - *Moderate Degree of Mastery – indicates performance nearing proficiency:* 37 %
 - Low Degree of Mastery – indicates performance below proficiency: 13 %
- 100 %

Mathematics:

- High Degree of Mastery – indicates proficient or advanced performance: 59 %
 - Moderate Degree of Mastery – indicates performance nearing proficiency: 29 %
 - Low Degree of Mastery – indicates performance below proficiency: 12 %
- 100 %

Science:

- High Degree of Mastery – indicates proficient or advanced performance: 47 %
 - Moderate Degree of Mastery – indicates performance nearing proficiency: 43 %
 - Low Degree of Mastery – indicates performance below proficiency: 10 %
- 100 %

Social Science:

- High Degree of Mastery – indicates proficient or advanced performance: 27 %
- Moderate Degree of Mastery – indicates performance nearing proficiency: 60 %
- Low Degree of Mastery – indicates performance below proficiency: 13 %

• d
e
r

a

Report – TerraNova3 (Spring 2019)

Subtest and Objectives – Kindergarten

The 4 subjects, Reading, Mathematics, Science, and Social Studies, were each assessed using specific criteria, eg., under Reading: ‘Basic Understanding’, ‘Analyze Text’, ‘Evaluate/Extend Meaning’ etc. The 3 possible scores (degrees of proficiency) for each criterion, are ‘High’, ‘Moderate’, and ‘Low’. The numbers below show what percentage of the criteria under each subject (Reading, Mathematics, Science, and Social Studies) were marked ‘High’, ‘Moderate’, or ‘Low’, for the total of three Kindergarten classes.

Reading:

- High Degree of Mastery – indicates proficient or advanced performance: 47.6 %
 - Moderate Degree of Mastery – indicates performance nearing proficiency: 35.0 %
 - Low Degree of Mastery – indicates performance below proficiency: 17.4 %
- 100.0 %

Mathematics:

- High Degree of Mastery – indicates proficient or advanced performance: 49.9 %
 - Moderate Degree of Mastery – indicates performance nearing proficiency: 31.8 %
 - Low Degree of Mastery – indicates performance below proficiency: 18.3 %
- 100.0 %

Science

- High Degree of Mastery – indicates proficient or advanced performance: 35.1 %
 - Moderate Degree of Mastery – indicates performance nearing proficiency: 59.8%
 - Low Degree of Mastery – indicates performance below proficiency: 5.1 %
- 100.0 %

Social Science

- High Degree of Mastery – indicates proficient or advanced performance: 36.5 %
 - Moderate Degree of Mastery – indicates performance nearing proficiency: 50.3 %
 - Low Degree of Mastery – indicates performance below proficiency: 13.2 %
- 100.0 %

- For Reading there are 5 criteria
- For Mathematics there are 5 criteria
- For Science there are 4 criteria
- For Social Science there are 4 criteria

T.C.P. WORLD ACADEMY
Balance Sheet
June 30, 2019

ASSETS

Current Assets	
Petty Cash	\$ 150.00
Cash in Bank - General Fund	105,205.87
Cash in Bank - Payroll	127,454.46
Accts Receivable - Intergovern	7,671.57
	<hr/>
Total Current Assets	240,481.90
Property and Equipment	
Property and Equipment	155,676.98
Furnitures & Fixtures	13,185.42
Leasehold Improvements	74,919.87
Accumulated Depr	(216,758.20)
	<hr/>
Total Property and Equipment	27,024.07
Other Assets	
Deferred Outflows - STR	595,121.00
Deferred Outflows - SERS	180,298.00
Deferred Inflows - STRS	(460,909.00)
Deferred Inflows - SERS	218,354.00
	<hr/>
Total Other Assets	532,864.00
Total Assets	<u>\$ 800,369.97</u>

LIABILITIES AND CAPITAL

Current Liabilities	
Accounts Payable	\$ 38,333.33
Accrued Wages	199,780.38
STRS - Employees' W/holding	8,377.37
SERS - Employees' W/holding	4,416.23
Employee's Legal Contribution	299.20
City of Silverton	163.58
Intergovernmental Payable	31,105.81
	<hr/>
Total Current Liabilities	282,475.90
Long-Term Liabilities	
Net Pension Liability	6,459,714.00
	<hr/>
Total Long-Term Liabilities	6,459,714.00
Total Liabilities	<hr/> 6,742,189.90
Capital	
Retained Earnings	(6,105,017.39)
Net Income	163,197.46
	<hr/>
Total Capital	(5,941,819.93)
Total Liabilities & Capital	<u>\$ 800,369.97</u>

Unaudited - For Management Purposes Only

T.C.P. WORLD ACADEMY
Income Statement
For the Twelve Months Ending June 30, 2019

	Current Month		Year to Date	
Revenues				
Lunchroom Income	\$ 0.00	0.00	\$ 2,052.83	0.41
Casino Money Share	0.00	0.00	25,519.84	5.07
Commission Income	520.00	0.70	3,114.86	0.62
Other Refund	0.00	0.00	15,052.11	2.99
Miscellaneous Income	3,300.00	4.43	25,741.85	5.11
Rent Income	0.00	0.00	10,000.00	1.99
State Foundation	283,775.37	380.75	3,787,810.68	751.93
Food Program Revenue - Lunch	17,310.03	23.23	199,034.16	39.51
Food Program Income Breakfast	10,288.51	13.80	107,246.58	21.29
Special Ed - Part B-Idea	20,400.50	27.37	101,857.51	20.22
Title I	57,690.57	77.41	359,144.04	71.29
Title II-A Imp Teach Quality	4,178.23	5.61	27,850.73	5.53
Receipt - Title IV-A	(7,738.63)	(10.38)	14,894.75	2.96
Total Revenues	389,724.58	522.90	4,679,319.94	928.90
Cost of Sales				
Total Cost of Sales	0.00	0.00	0.00	0.00
Gross Profit	389,724.58	522.90	4,679,319.94	928.90
Expenses				
Wages Expense	280,501.96	376.36	2,133,389.57	423.50
Payroll Tax Expense	7,704.53	10.34	66,172.07	13.14
Retirement Benefits	43,948.23	58.97	358,319.62	71.13
Advertising Expense	359.09	0.48	1,936.27	0.38
SWOCA/EMIS Expense	1,375.00	1.84	29,250.00	5.81
Depreciation Expense	5,946.12	7.98	5,946.12	1.18
Salaries-Non-CCIP	0.00	0.00	29,324.76	5.82
Retirement Ben -NON CCIP	0.00	0.00	3,920.27	0.78
Payroll Taxes - Non-CCIP	0.00	0.00	313.01	0.06
Medical Ben- Non-CCIP - Health	0.00	0.00	7,034.40	1.40
Medical Ben - Non-CCP - Dental	0.00	0.00	432.07	0.09
Medical Ben - Non-CCIP- Vision	0.00	0.00	13.64	0.00
Psychological Services	(5,766.66)	(7.74)	20,591.67	4.09
Speech Pathologist	0.00	0.00	12,400.00	2.46
Board Meeting Honorarium	625.00	0.84	4,250.00	0.84
Employee Medical Benefits	45,114.78	60.53	467,333.94	92.77
Rent - Building	18,818.34	25.25	225,820.08	44.83
Postage/Freight Expense	0.00	0.00	1,127.69	0.22
Permits & Licenses	0.00	0.00	106.50	0.02
Trash Collection	503.77	0.68	9,558.25	1.90
Sponsor's Fee	5,523.00	7.41	73,505.21	14.59
Pest Control	126.00	0.17	2,295.88	0.46
Certification Expenses	262.00	0.35	312.00	0.06
Medical Supplies/Services	(417.95)	(0.56)	3,562.45	0.71
Cable TV	1,126.83	1.51	5,242.49	1.04
Audit/Other Fees	0.00	0.00	14,196.80	2.82
Interest Expense	0.00	0.00	4,335.90	0.86
Insurance Expense	0.00	0.00	21,580.93	4.28
Staff Support	0.50	0.00	0.50	0.00
Bus Service Expense	1,077.62	1.45	4,952.49	0.98

For Management Purposes Only

T.C.P. WORLD ACADEMY
Income Statement
For the Twelve Months Ending June 30, 2019

	Current Month		Year to Date	
Payroll Services	(499.78)	(0.67)	13,656.59	2.71
Leased Expense	0.00	0.00	2,968.82	0.59
Telephone Expense	3,987.96	5.35	21,766.16	4.32
Security System	(2,792.74)	(3.75)	6,227.62	-1.24
Instructional Support	3,411.16	4.58	76,271.05	15.14
Staff Support	0.00	0.00	25,787.86	5.12
Instructional Supplies	356.23	0.48	102,598.34	20.37
Office Supplies Expense	1,469.55	1.97	11,540.97	2.29
Medical Supplies	0.00	0.00	2,732.05	0.54
Equipment/Fixtures Expenses	0.00	0.00	22,652.52	4.50
Bank Service Charges	6.00	0.01	220.00	0.04
Repairs & Maintenance Expense	283.94	0.38	5,158.74	1.02
Utilities - Water	1,057.51	1.42	8,458.12	1.68
Utilities - Gas/Electricity	2,308.10	3.10	41,470.59	8.23
Building Supplies	4,870.19	6.53	25,128.37	4.99
Cleaning Supplies	1,241.38	1.67	13,911.44	2.76
Landscaping	133.00	0.18	884.00	0.18
In Service Expense	0.00	0.00	2,502.29	0.50
Perfect Attendance	0.00	0.00	600.00	0.12
Field Trips	0.00	0.00	11,226.45	2.23
Other Office Expense	3,798.80	5.10	44,920.05	8.92
Salaries - Lunchroom	0.00	0.00	72,394.46	14.37
Payroll Tax Expense	0.00	0.00	1,129.16	0.22
Nutrition Retirement	0.00	0.00	11,645.99	2.31
Permits/Licenses	0.00	0.00	756.00	0.15
Employee Medical Benefit	0.00	0.00	11,166.35	2.22
Milk Program	(2,343.28)	(3.14)	14,952.98	2.97
Food & Related Supplies	(2,941.52)	(3.95)	69,657.67	13.83
Other Food Supplies/Services	0.00	0.00	973.54	0.19
EMIS Fee	0.00	0.00	5,875.00	1.17
Sp Ed Salaries	0.00	0.00	38,550.00	7.65
Sp Ed Retirement Benefits	0.00	0.00	6,351.28	1.26
Sp Ed Medical Benefits	0.00	0.00	5,730.40	1.14
Sp Ed - Speech/Language	0.00	0.00	9,500.00	1.89
Sp Ed - Psychological Services	0.00	0.00	6,040.00	1.20
Title 1 - Salaries	0.00	0.00	220,912.50	43.85
Title 1 - Retirement Benefits	0.00	0.00	32,585.04	6.47
Title 1 - Medical Benefits	0.00	0.00	17,396.34	3.45
Title 1 - Family/Community	0.00	0.00	564.56	0.11
Salaries - Improving	0.00	0.00	18,750.00	3.72
Retirement Benefits - Improve	0.00	0.00	2,137.50	0.42
Salaries - Title IV-A	0.00	0.00	18,200.00	3.61
Retire Benefits - Title IV-A	0.00	0.00	2,947.10	0.59
Total Expenses	421,174.66	565.10	4,516,122.48	896.51
Net Income	\$ (31,450.08)	(42.20)	\$ 163,197.46	32.40

For Management Purposes Only